

F A B E R

R E S I D E N C E



RARE RIVERFRONT LIVING FLOWING WITH OPPORTUNITY

Welcome to Faber Residence where serenity and nature surround you, and your home is luxuriously situated by a river. Yet moments away, Clementi buzzes with vibrancy, and Jurong Lake District nearby offers new ways to work and play. You're also at the centre of opportunities for growth from education, innovation and beyond. Tranquillity yet proximity to all the action? Your home doesn't ask you to choose. It gives you both.

WATCH LIFESTYLE VIDEO 



THE HEART OF NATURE.
THE CENTRE OF ACTION.



A PRIME NEIGHBOURHOOD IN CLEMENTI

The moment you enter Faber Walk and its surroundings, it is clear that this is a very special enclave of private houses and wide streets. Set in one of Clementi's most exclusive neighbourhoods, what crowns life at Faber Residence is living by a river, a rarity in urban Singapore.

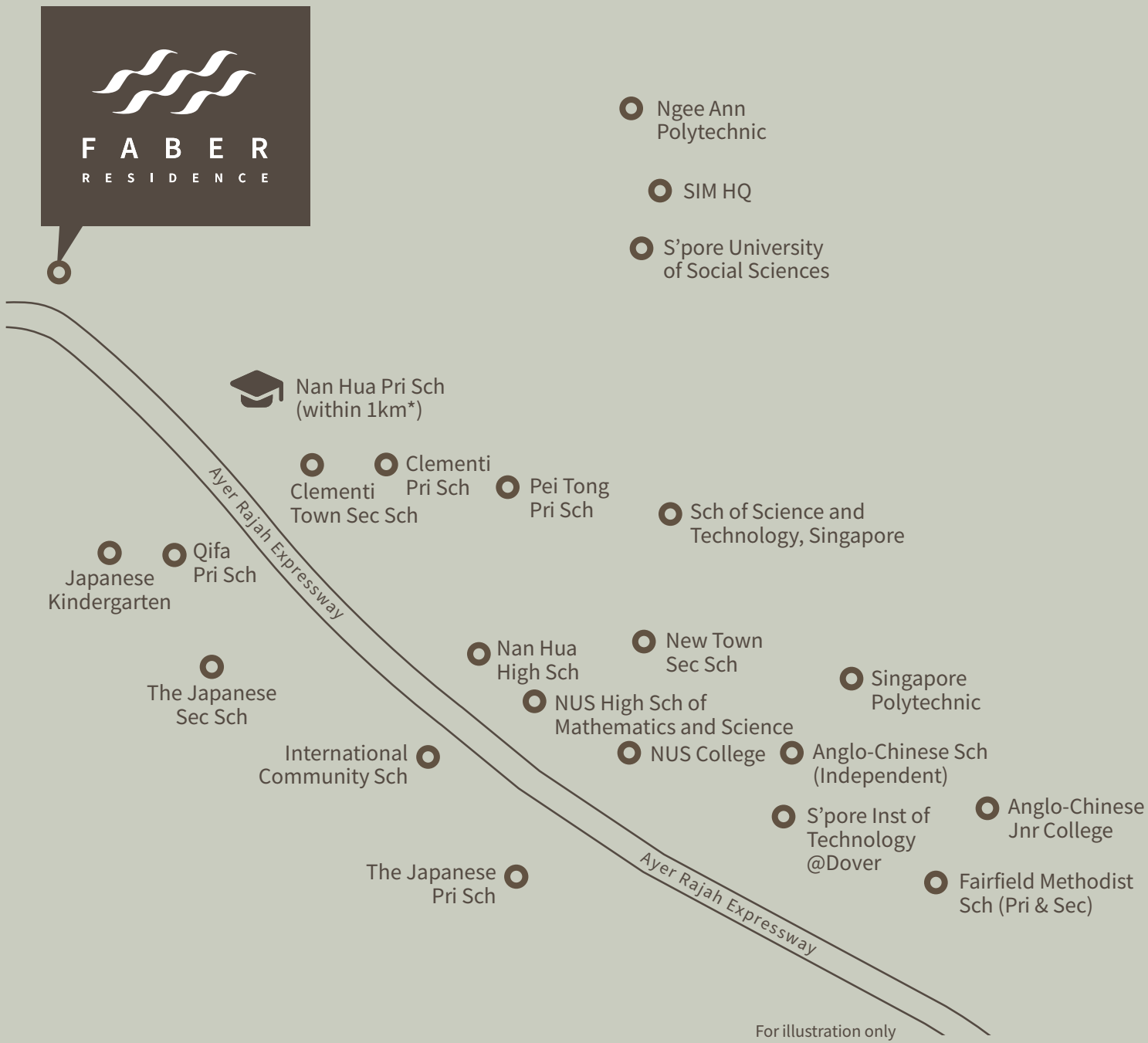
Yet, moments from this serenity is the vibrancy of Clementi and its rich offerings from malls, a diverse food scene, nature and recreation, to the flourish of schools forming an education belt.

WATCH GROUP CEO INTERVIEW





Nan Hua Primary School



Prioritising education

You’re close to good schools of all levels here, in particular the prestigious Nan Hua Primary School within 1km*. From the nearby Pei Tong Primary School, Clementi Town Secondary School, and National University of Singapore up the road as well as Singapore Polytechnic and Ngee Ann Polytechnic, you’re well covered for the spectrum of your children’s education.

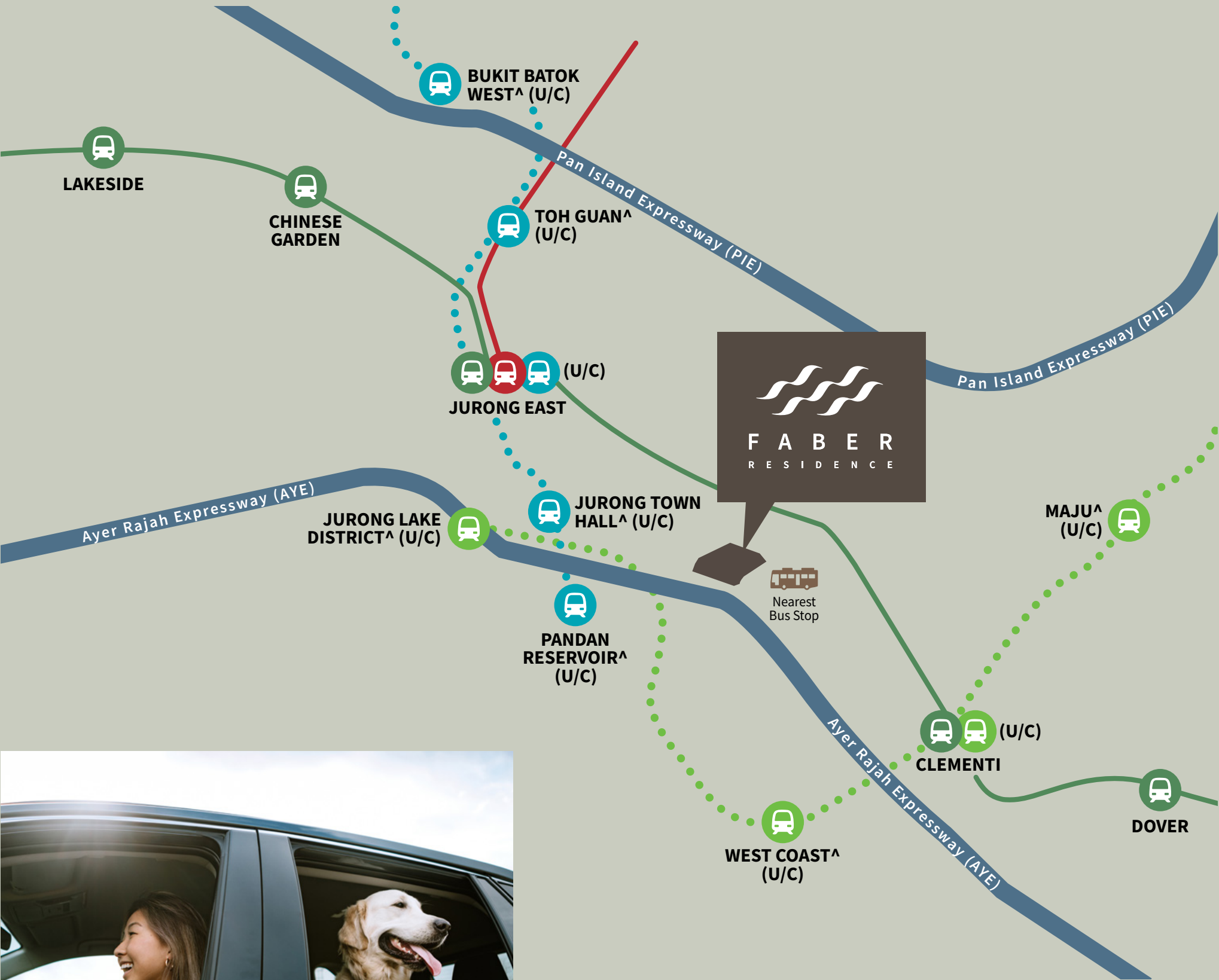
*The statement is based on the appointed surveyor’s measurements and information from OneMap as at 18 March 2025 and is not to be relied upon as statements or representations of fact, offers or warranties (whether expressly or impliedly) by Faber Residence Pte. Ltd. (the “Developer”, being the developer of Faber Residence) or its agents. The actual Home-School Distance and eligibility for priority admission for Primary 1 registration will be determined by MOE and/or SLA during registration, and intending purchasers should, if they wish, seek confirmation from MOE and/or SLA on the accuracy, reliability or completeness of the statement. Neither the Developer nor its agents shall be held responsible and/or liable for any damage or loss (whether directly or indirectly) suffered by any person due to any inaccuracies, omissions, errors, the completeness of the statement or any reliance placed on such statement.

GET TO ANYWHERE EASILY



Jurong Town Hall^ MRT station (U/C)
within walking distance

The future Jurong Town Hall^ MRT station on the Jurong Region Line is just a walk away. The upcoming Cross Island Line also serves this region, further enhancing connectivity. A short sheltered walk takes you to a bus stop, so you can easily get to Clementi and Jurong East MRT stations.



Express lane to everywhere

You're minutes to AYE and PIE, with quick access to Holland Village, Bukit Timah, Orchard Road and the CBD.

LEGEND

Jurong Region Line (U/C)	North-South Line
East-West Line	Cross Island Line (U/C)

^Working name
For illustration only



Artist's Impression of Jurong Lake District © URA



^Working name
For illustration only

JURONG LAKE DISTRICT. THE LARGEST BUSINESS DISTRICT OUTSIDE OF THE CITY CENTRE.

100,000
NEW JOBS

120 HECTARES OF SPACE
FOR BUSINESSES
TO GROW

4 MRT LINES
INCLUDING THE NEW
CROSS ISLAND LINE

Source: www.jld.gov.sg/

Jurong Lake District (JLD) is dynamic, smart and green with sustainability at its core. Part of JLD, International Business Park is only a 5-minute walk to Faber Residence.

A WONDERLAND FOR WEEKEND DISCOVERY

JLD offers countless new ways for rest and exploration for everyone in the family.

 17KM OF WATERFRONT TRAILS

 UPCOMING TOURISM HUB

 CHINESE GARDEN AND JAPANESE GARDEN

 NEW SCIENCE CENTRE

 EXCITING EATERIES AND ENTERTAINMENT





one-north

GATEWAY FOR GROWTH

In addition to JLD, you're also surrounded by key growth areas such as an education belt, one-north's hub for research, science and infocomm technology, and the future Greater Southern Waterfront.

one-north

Dubbed Singapore's Silicon Valley, one-north is home to A*STAR, Apple, P&G and Grab. It also features LaunchPad, a vibrant entrepreneurial ecosystem for tech start-ups, and Science Park nearby.

Education belt

From playschool to university along Clementi to Kent Ridge, you never have to move homes to prioritise your children's education.

Greater Southern Waterfront

With port activities moved to Tuas, approximately 1,000 hectares of land and 30 km of our southern coastline from Marina East to Pasir Panjang will be freed up to transform how we live, work and play.



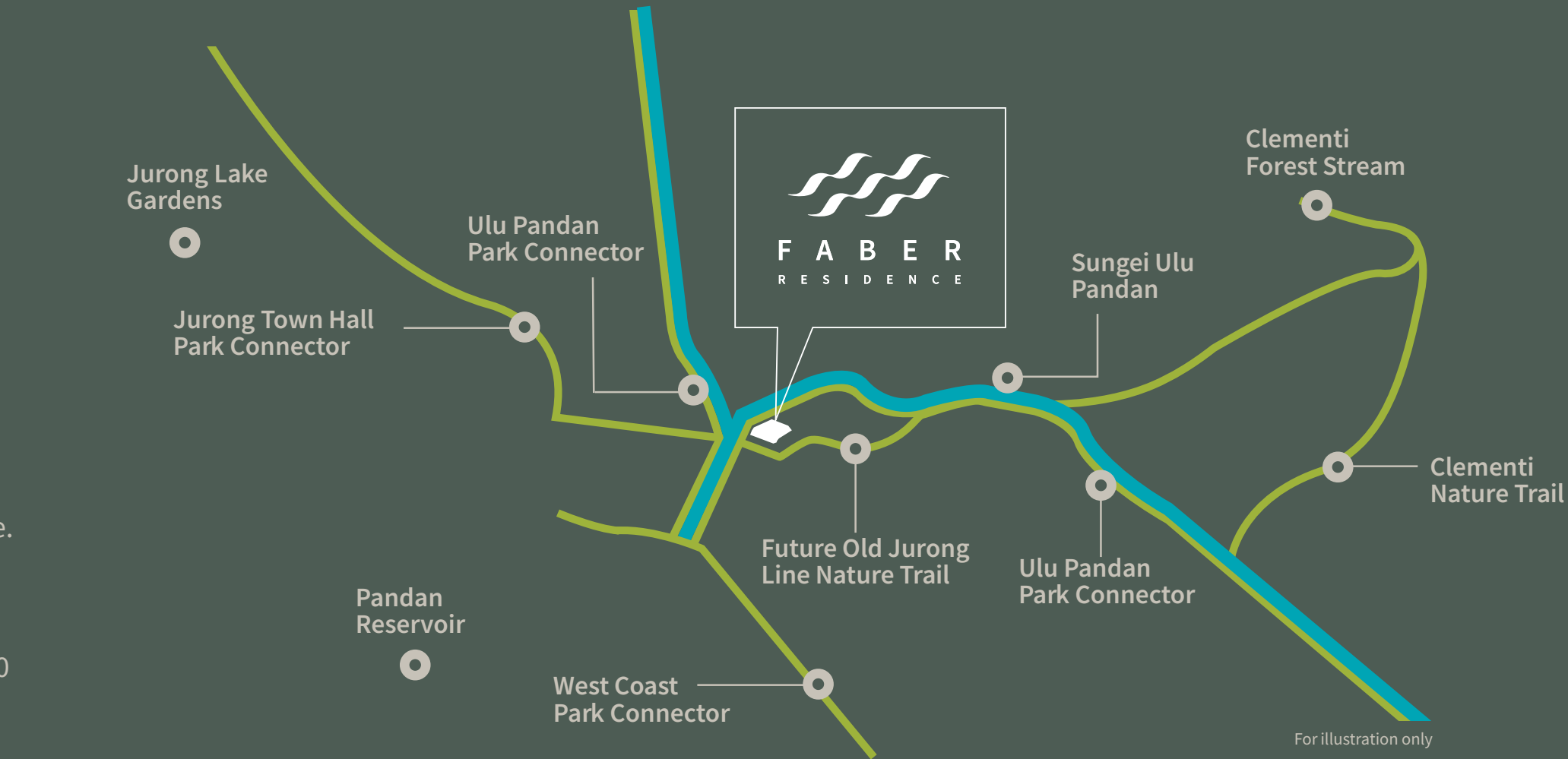
National University of Singapore



Greater Southern Waterfront

FOLLOW THE TRAIL

At your doorstep is Sungei Ulu Pandan, a beautiful green river which the Ulu Pandan Park Connector runs alongside. From here, you're connected to other nature trails nearby and the stunning Jurong Lake Gardens moments away. Perfect for exploring with the family, getting in your 10,000 steps (and more!), or simply to commune with nature.



Ulu Pandan Park Connector




Pandan Reservoir



FUN FOR ALL. ALL FOR FUN.

From dog-friendly hubs like One Holland Village and cool cafes at Dempsey, to shopping at Tanglin and exploring HortPark, it's easy to make weekends great again.



Pandan Reservoir

Pandan Reservoir

Just upstream from Faber Residence, a short stroll on the Ulu Pandan Park Connector takes you to Pandan Reservoir. Go rowing, kayaking or sport fishing.

Lee Kong Chian Natural History Museum

Within the Kent Ridge campus of NUS, explore the history of life on earth with listings of over a million specimens in one collection alone.



Thow Kwang Pottery Jungle

Located near Jurong Eco Park, shop for charming ceramics or take a pottery class in this quiet rustic spot featuring Singapore's oldest-surviving dragon kiln.

Haw Par Villa

Formerly known as Tiger Balm Garden, this iconic theme park depicts Asian folklore and myths including the Ten Courts of Hell.



HortPark

Part of the Southern Ridges, HortPark is a great place for gardening lovers. Everything green under one roof – education, recreation and gardening activities for all.

Sungei Buloh Wetland Reserve

Learn about nature and conservation in this 202-hectare wetland and mangrove ecosystem, home to over 230 bird species, exotic flora and fauna.



THE CENTRE OF ALL YOU NEED

CONNECTIVITY

Jurong Town Hall [^] MRT Station (U/C)	10-min walk
Clementi MRT Station	4 bus stops away
Jurong East MRT Station	4 bus stops away
Ayer Rajah Expressway (AYE)	7-min drive
Pan Island Expressway (PIE)	12-min drive

BUSINESS

International Business Park	5-min walk
Jurong Lake District	5-min drive
one-north	9-min drive
Singapore Science Park I	10-min drive
Singapore Science Park II	14-min drive

EDUCATION

Nan Hua Primary School (within 1km*)	3-min drive
Japanese Kindergarten	6-min drive
Qifa Primary School	7-min drive
Clementi Town Secondary School	7-min drive
Singapore Polytechnic	7-min drive
National University of Singapore	7-min drive
School of Science and Technology, Singapore	7-min drive
NUS High School of Mathematics and Science	7-min drive
The Japanese Secondary School	7-min drive
Nan Hua High School	8-min drive
Clementi Primary School	8-min drive
Pei Tong Primary School	8-min drive
Bukit Timah Primary School	8-min drive
Commonwealth Secondary School	8-min drive
International Community School	8-min drive
SIM HQ	9-min drive
Anglo-Chinese Junior College	9-min drive

Fairfield Methodist School (Primary and Secondary)	9-min drive
Ngee Ann Polytechnic	11-min drive

SHOPPING / DINING

Jovis Cafe	9-min walk
The Clementi Mall	6-min drive
Westgate	7-min drive
Jem	7-min drive
IMM	7-min drive
West Coast Plaza	8-min drive
Bukit Timah Plaza	11-min drive
One Holland Village	12-min drive

NATURE / LEISURE

Ulu Pandan Park Connector	1-min walk
Future Old Jurong Line Nature Trail	2-min walk
Pandan Reservoir	8-min drive
Chinese Garden	13-min drive
Japanese Garden	13-min drive
Jurong Lake Gardens	15-min drive

RECREATION

Clementi Sports Hall / Centre	6-min drive
Clementi Swimming Complex	7-min drive
Clementi Stadium	9-min drive
New Science Centre (U/C)	9-min drive
Jurong East Sports & Recreation Centre	12-min drive

HEALTHCARE

Ng Teng Fong General Hospital	6-min drive
National University Hospital	9-min drive
Clementi Polyclinic	10-min drive

LEGEND

●●●● Jurong Region Line (U/C)	— Circle Line	— North East Line
— East-West Line	— Downtown Line	●●●● Cross Island Line (U/C)
— North-South Line	— Thomson-East Coast Line	— Park Connector Network and Nature Trails

The estimated travel time is based on Google Maps. Distance is covered based on the linear distance on OneMap. Map is for illustration purposes only and not drawn to scale, updated as at 18 September 2025. Colour demarcation of zones is a general guide only, based on reference from OneMap, URA and JTC.

*The statement is based on the appointed surveyor's measurements and information from OneMap as at 18 March 2025 and is not to be relied upon as statements or representations of fact, offers or warranties (whether expressly or impliedly) by Faber Residence Pte. Ltd. (the "Developer", being the developer of Faber Residence) or its agents. The actual Home-School Distance and eligibility for priority admission for Primary 1 registration will be determined by MOE and/or SLA during registration, and intending purchasers should, if they wish, seek confirmation from MOE and/or SLA on the accuracy, reliability or completeness of the statement. Neither the Developer nor its agents shall be held responsible and/or liable for any damage or loss (whether directly or indirectly) suffered by any person due to any inaccuracies, omissions, errors, the completeness of the statement or any reliance placed on such statement.

A RARE RIVERSIDE RETREAT TO CALL HOME



RESORT-STYLE LIVING INSPIRED BY NATURE

Faber Residence offers contemporary resort-style living, purposefully low-rise for a sense of intimacy. It is rooted in spatial harmony, natural beauty and immersive outdoor experiences. Leave city life behind and enter a world that rises to meet you. Thoughtfully. Harmoniously. Luxuriously.

WATCH FLYTHROUGH VIDEO



A COURTYARD FOR EVERY MOOD

The landscape is centred around a network of 18 courtyard gardens, each blending seamlessly with the outdoor environment. Featuring lily ponds, quiet seating nooks, communal pavilions, shaded tree groves and lush flowering beds, each courtyard garden is thoughtfully purposed for moments of rest, time with others or with nature.



Artist's Impression

YOU'VE ARRIVED

At Faber Residence, courtyards inspire not just garden spaces, but each zone. Arrive in style at the Grand Drop-off in the basement, conveniently leading you to parking or dedicated lifts to your tower. At the Arrival Courtyard on the ground level, enjoy time-out in a light-filled Reading Room overlooking the Lobby.



Artist's Impression



FEEL THE ZEN

Sway with the breeze on Alcove Courtyard's inviting swing. Or let the Lily Courtyard's Spring Fountain and Lily Pond soothe your senses and relax your mind.



Artist's Impression



For illustration only

LAP TIME

A 50m Lap Pool comes standard in any GuocoLand luxury residence. Enjoy a relaxing swim with the family, or work in some laps as part of your daily exercise.



Artist's Impression

MOMENTS IN LEISURE

In a tranquil corner, find your happy spot at the Leisure Courtyard's Wading Pool. Or enjoy the luxury of doing nothing on the Retreat Lawn.

HOST IN STYLE

With verdant views over the Club Lawn, Club Dining offers space for everyone to gather. Nearby, you'll also find a Steam Room and Changing Room.





Artist's Impression

WORK OUT IN COMFORT

Wellness comes with relaxingly lush views at the Fitness Courtyard.
Hit the gym, Multi-purpose Court or Yoga Lawn, the choice is yours.



Artist's Impression



Artist's Impression

DINE WITH NATURE

Resort-style living demands resort-style dining. Unwind with an evening aperitif or treat family and friends to a feast at the Dining Courtyard's double dining pavilions.

SITE PLAN

LEGEND:

1. ARRIVAL COURTYARD

- 1a. Lobby
- 1b. Reading Room

2. COMMUNITY COURTYARD

- 2a. Herb Garden
- 2b. Social Pavilion
- 2c. Social Court

3. BOTANICAL COURTYARD

- 3a. Garden Court
- 3b. Floral Garden
- 3c. Verdant Lawn

4. LILY COURTYARD

- 4a. Lily Pond
- 4b. Spring Fountain
- 4c. Water Court

5. ALCOVE COURTYARD

- 5a. Breeze Walk
- 5b. Swing Alcove
- 5c. Breeze Lawn

6. WELLNESS COURTYARD

- 6a. Reflexology Walk
- 6b. Taichi Court
- 6c. Wellness Sanctuary

7. FITNESS COURTYARD

- 7a. Momentum Plaza
- 7b. Yoga Lawn
- 7c. Indoor Gym
- 7d. Multi-purpose Court (Basement)
- 7e. Pavilion 1

8. CLUB COURTYARD

- 8a. Club Dining 1
- 8b. Club Dining 2
- 8c. Changing Room
- 8d. Steam Room
- 8e. Plaza Court
- 8f. Club Lawn

9. RESORT COURTYARD

- 9a. Sunken Alcove
- 9b. Leisure Pool (25m)
- 9c. Jacuzzi
- 9d. Sun Deck
- 9e. Water Deck 1

10. POOL COURTYARD

- 10a. Lap Pool (50m)
- 10b. Pool Deck
- 10c. Meadow Lawn

11. LEISURE COURTYARD

- 11a. Wading Pool
- 11b. Water Deck 2
- 11c. Leisure Pavilion
- 11d. Retreat Lawn
- 11e. Pavilion 2

12. DINING COURTYARD

- 12a. Dining Pavilion 1
- 12b. Dining Pavilion 2

13-18. LOBBY COURTYARD

- 19. Playground
- 20. Outdoor Fitness
- 21. Lookout Terrace
- 22. Waterside Trail
- 23. Dry Garden (Basement)
- 24. Grand Drop-off (Basement)
- 25. Substation (Basement)
- 26. Bin Centre (Basement)
- 27. Genset (Basement)
- 28. Guard House
- 29. Management Office (Basement)
- 30. Bicycle Parking (Basement)
- 31. On-Grade Bicycle Parking
- 32. Side Gate

Water Tank (Roof)



0 10 20 30 40 50 METERS










REFINED LIVING.
DEFINED COMFORT.



UNIT DISTRIBUTION CHART

LEGEND

-  Type B1, B2 & B3
2-Bedroom
-  Type C1, C2, C3 & C4
3-Bedroom (Basic)
-  Type C5, C6 & C7
3-Bedroom (Standard)
-  Type C8, C9, C10 & C11
3-Bedroom (Plus)
-  Type D1, D2 & D3
4-Bedroom (Basic)
-  Type D4, D5, D6, D7 & D8
4-Bedroom (Standard)
-  Type E1
5-Bedroom (Standard)

BLOCK 54

UNIT/ FLOOR	1	2	3	4	5	6	7	8	9
5	B3	C9	C10	C5	C5	C3	C11	B1	C2
4	B3	C9	C10	C5	C5	C3	C11	B1	C2
3	B3	C9	C10	C5	C5	C3	C11	B1	C2
2	B3	C9	C10				C11	B1	C2
1	B3-G	C9-G	C10-G				C11-G	B1-G	C2-G
B1	RESIDENTIAL CARPARK								

BLOCK 56

UNIT/ FLOOR	10	11	12	13	14	15	16	17	18
5	C2	B1	C11	D3	C5	C5	D8	C4	B3
4	C2	B1	C11	D3	C5	C5	D8	C4	B3
3	C2	B1	C11	D3	C5	C5	D8	C4	B3
2	C2	B1	C11	D3	C5	C5	D8	C4	B3
1	C2-G	B1-G	C11-G	D3-G	C5-G	C5-G	D8-G	C4-G	B3-G
B1	RESIDENTIAL CARPARK								

BLOCK 58

UNIT/ FLOOR	19	20	21	22	23	24	25	26	27	28
5	B3	C3	C9	B3	B2	C1	D2	C11	C1	B1
4	B3	C3	C9	B3	B2	C1	D2	C11	C1	B1
3	B3	C3	C9	B3	B2	C1	D2	C11	C1	B1
2	B3	C3	C9	B3	B2	C1	D2	C11	C1	B1
1	B3-G	C3-G	C9-G	B3-G	B2-G	C1-G	D2-G	C11-G	C1-G	B1-G
B1	RESIDENTIAL CARPARK									

BLOCK 60

[illegible]

BLOCK 62

[illegible]

BLOCK 64

UNIT/ FLOOR	48	49	50	51	52	53	54	55	56
5	C1	D7	D2	C1	C1	C3	D8	B1	C2
4	C1	D7	D2	C1	C1	C3	D8	B1	C2
3	C1	D7	D2	C1	C1	C3	D8	B1	C2
2	C1	D7	D2	C1	C1	C3	D8	B1	C2
1	C1-G	D7-G	D2-G	C1-G	C1-G	C3-G	D8-G	B1-G	C2-G
B1	RESIDENTIAL CARPARK								

BLOCK 66

[illegible]

BLOCK 68

[illegible]

BLOCK 70

[illegible]



For illustration only

A SANCTUARY FOR YOUR SENSES

At Faber Residence, your home is in harmony with nature, from the outside in. Maximised sunlight and cross-breezes, flowing spaces and thoughtful details are designed with your well-being in mind.



For illustration only



For illustration only



For illustration only

FLEXIBLE SPACES THAT MOVE WITH YOUR NEEDS

A feature of GuocoLand residences, the provision of flexible spaces means you can move a wall to create a larger living area for your growing family. Or convert a flex room to a baby's nursery, study or games room.

2-Bedroom

Type B1-G 60 SQM / 646 SQFT
INCLUSIVE OF 5 SQM PES

TOWER	UNIT
54	#01-08
56	#01-11*
58	#01-28*
60	#01-38*
62	#01-46
64	#01-55

Type B1 60 SQM / 646 SQFT
INCLUSIVE OF 5 SQM BALCONY

TOWER	UNIT
54	#02-08 TO #05-08
56	#02-11* TO #05-11*
58	#02-28* TO #05-28*
60	#02-38* TO #05-38*
62	#02-46 TO #05-46
64	#02-55 TO #05-55

Legend (where applicable):

- F - Fridge

P - Pantry

O - Oven

GH - Gas Hob
- IH - Induction Hob

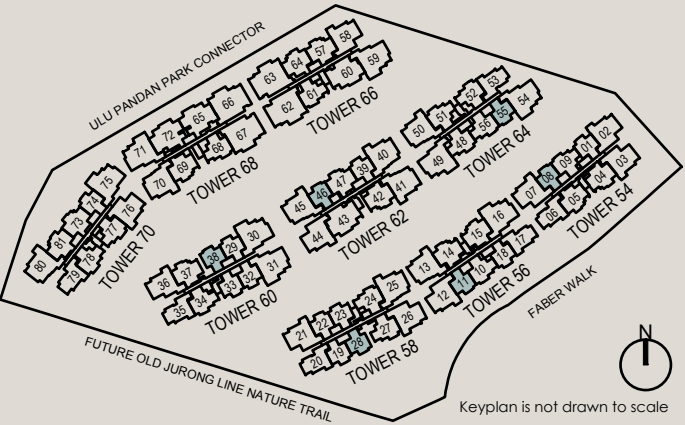
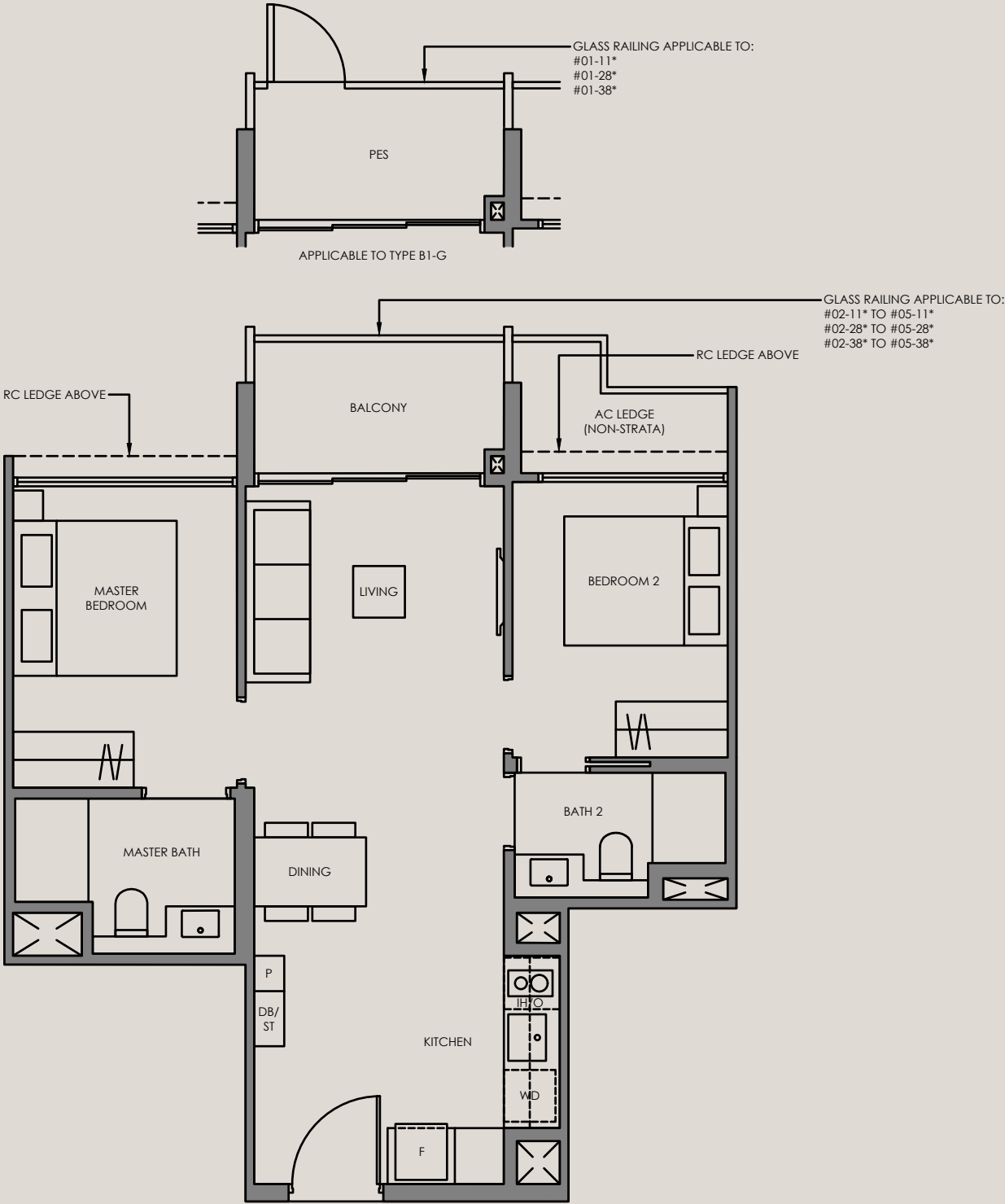
WD - Washer Dryer

DB - Distribution Board

ST - Store

*Mirror Image

ALL PLANS ARE SUBJECTED TO AMENDMENTS AS MAY BE APPROVED BY THE RELEVANT AUTHORITIES.
FLOOR AREAS ARE APPROXIMATE MEASUREMENTS AND ARE SUBJECTED TO FINAL SURVEY.



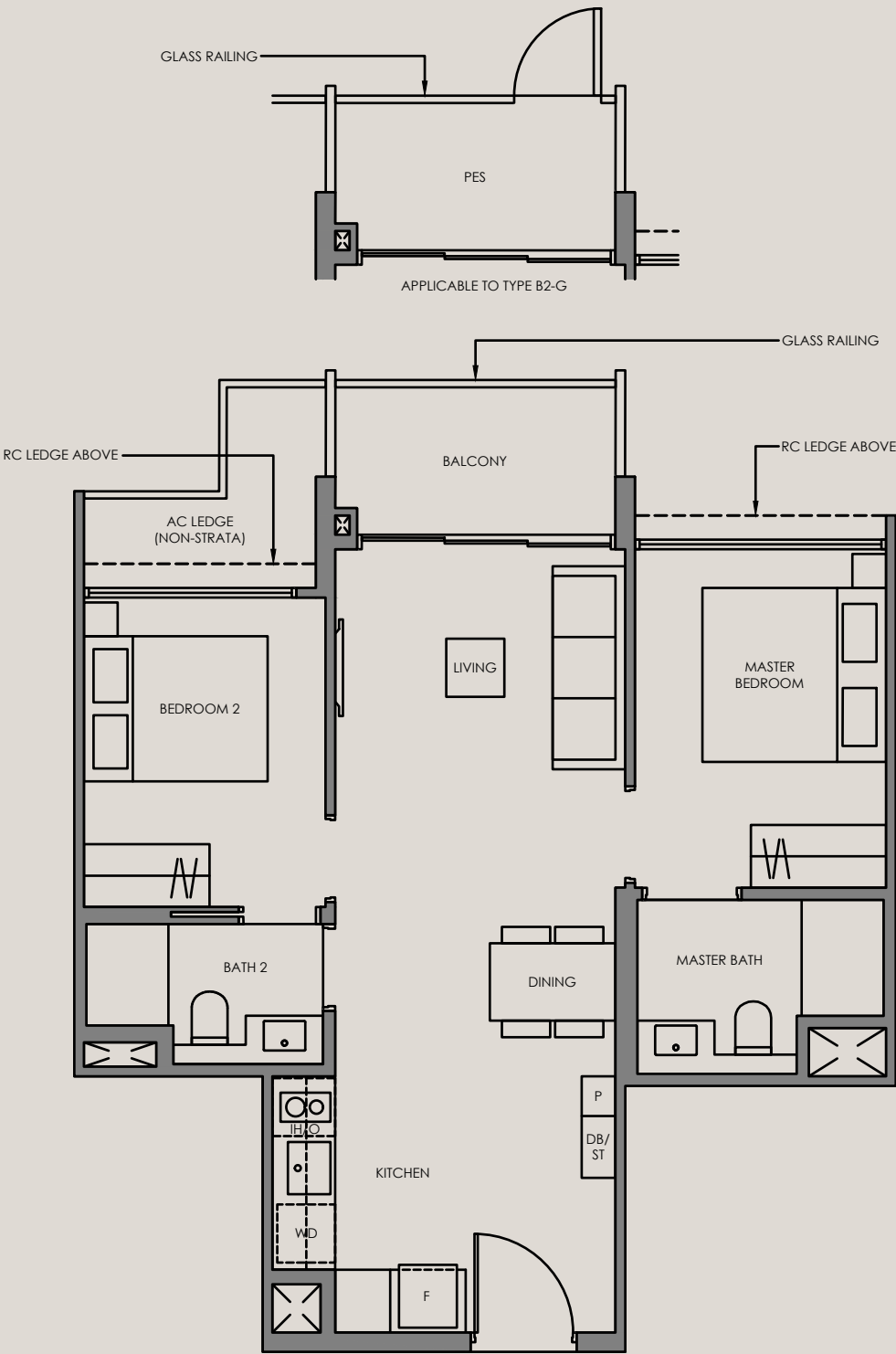
2-Bedroom

Type B2-G 60 SQM / 646 SQFT
INCLUSIVE OF 5 SQM PES

TOWER	UNIT
58	#01-23
60	#01-33

Type B2 60 SQM / 646 SQFT
INCLUSIVE OF 5 SQM BALCONY

TOWER	UNIT
58	#02-23 TO #05-23
60	#02-33 TO #05-33



Legend (where applicable):

- F - Fridge

P - Pantry

O - Oven

GH - Gas Hob

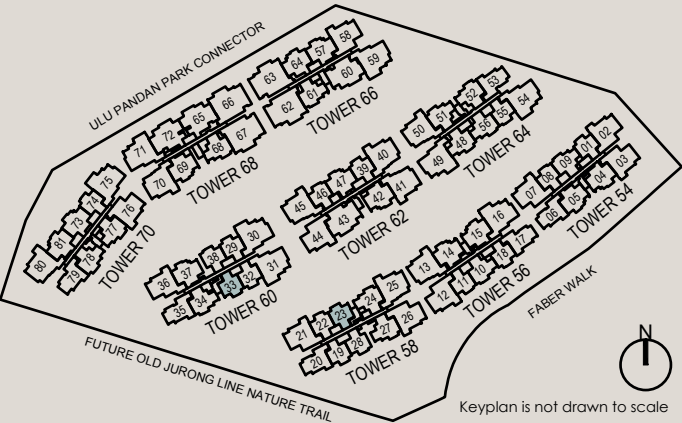
*Mirror Image
- IH - Induction Hob

WD - Washer Dryer

DB - Distribution Board

ST - Store

ALL PLANS ARE SUBJECTED TO AMENDMENTS AS MAY BE APPROVED BY THE RELEVANT AUTHORITIES.
FLOOR AREAS ARE APPROXIMATE MEASUREMENTS AND ARE SUBJECTED TO FINAL SURVEY.



2-Bedroom

Type B3-G 60 SQM / 646 SQFT
INCLUSIVE OF 5 SQM PES

TOWER	UNIT
54	#01-01*
56	#01-18
58	#01-19*
	#01-22
60	#01-29*
	#01-32
62	#01-39*
70	#01-74*

Type B3 60 SQM / 646 SQFT
INCLUSIVE OF 5 SQM BALCONY

TOWER	UNIT
54	#02-01* TO #05-01*
56	#02-18 TO #05-18
58	#02-19* TO #05-19*
	#02-22 TO #05-22
60	#02-29* TO #05-29*
	#02-32 TO #05-32
62	#02-39* TO #05-39*
70	#02-74* TO #05-74*



Legend (where applicable):

- F - Fridge

P - Pantry

O - Oven

GH - Gas Hob

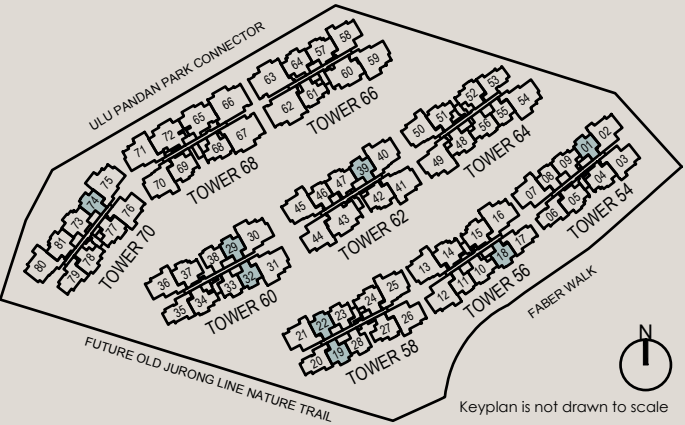
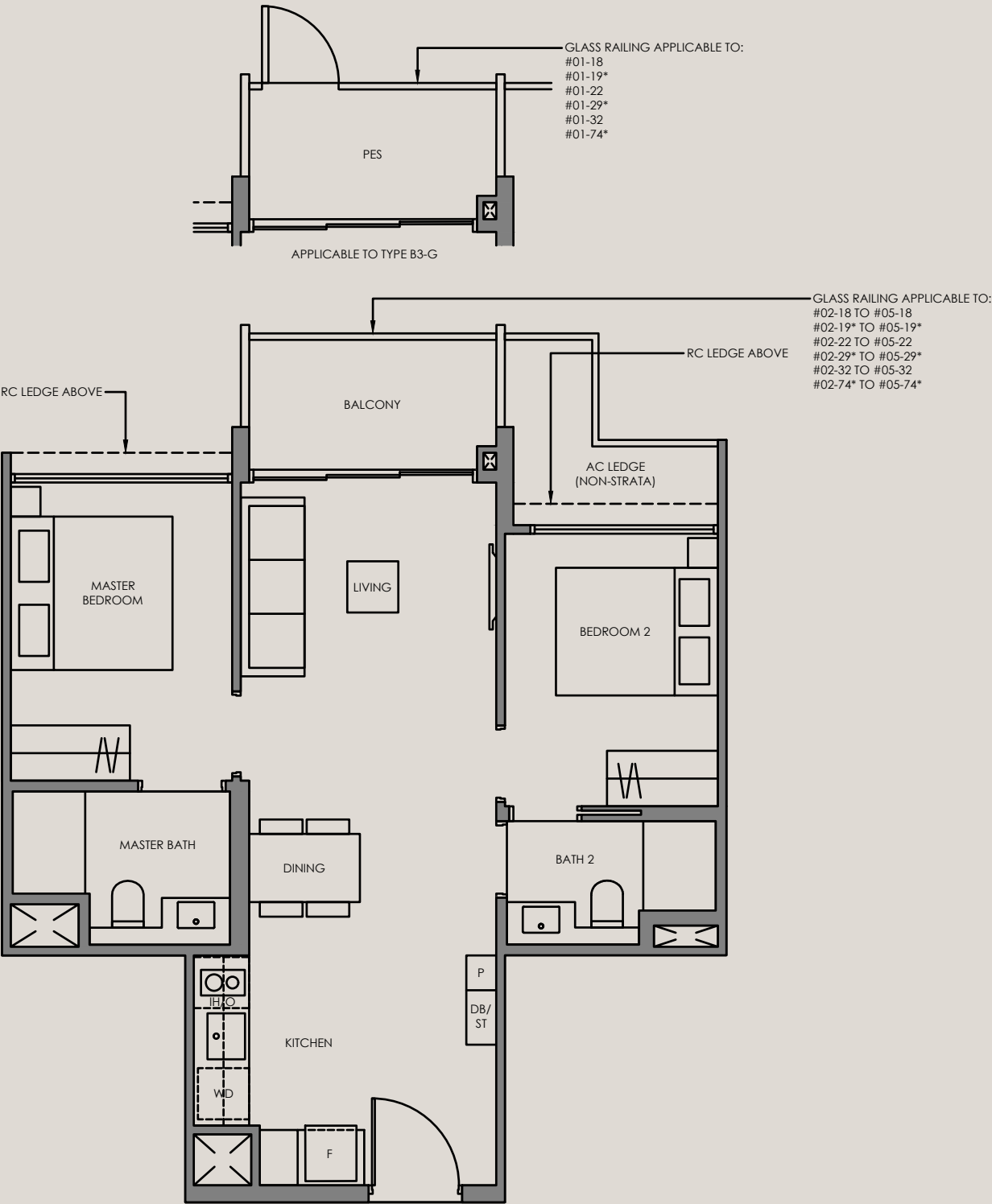
*Mirror Image
- IH - Induction Hob

WD - Washer Dryer

DB - Distribution Board

ST - Store

ALL PLANS ARE SUBJECTED TO AMENDMENTS AS MAY BE APPROVED BY THE RELEVANT AUTHORITIES.
FLOOR AREAS ARE APPROXIMATE MEASUREMENTS AND ARE SUBJECTED TO FINAL SURVEY.



3-Bedroom

Type C1-G 74 SQM / 797 SQFT
INCLUSIVE OF 5 SQM PES

TOWER	UNIT
58	#01-24 #01-27*
60	#01-34
64	#01-48* #01-51* #01-52
70	#01-77* #01-78

Type C1 74 SQM / 797 SQFT
INCLUSIVE OF 5 SQM BALCONY

TOWER	UNIT
58	#02-24 TO #05-24 #02-27* TO #05-27*
60	#02-34 TO #05-34
64	#02-48* TO #05-48* #02-51* TO #05-51* #02-52 TO #05-52
70	#02-77* TO #05-77* #02-78 TO #05-78



Legend (where applicable):

- F - Fridge

P - Pantry

O - Oven

GH - Gas Hob

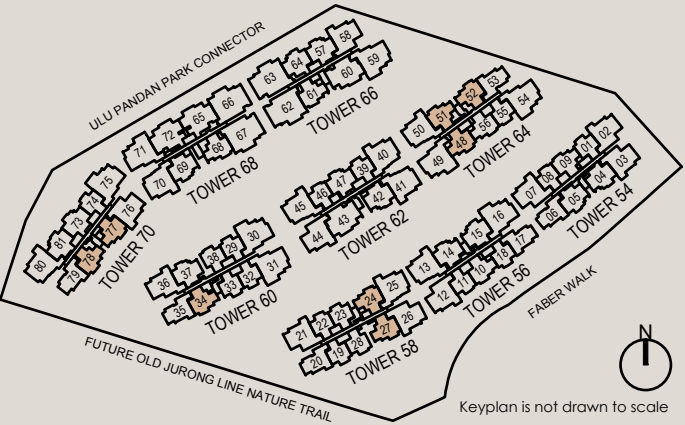
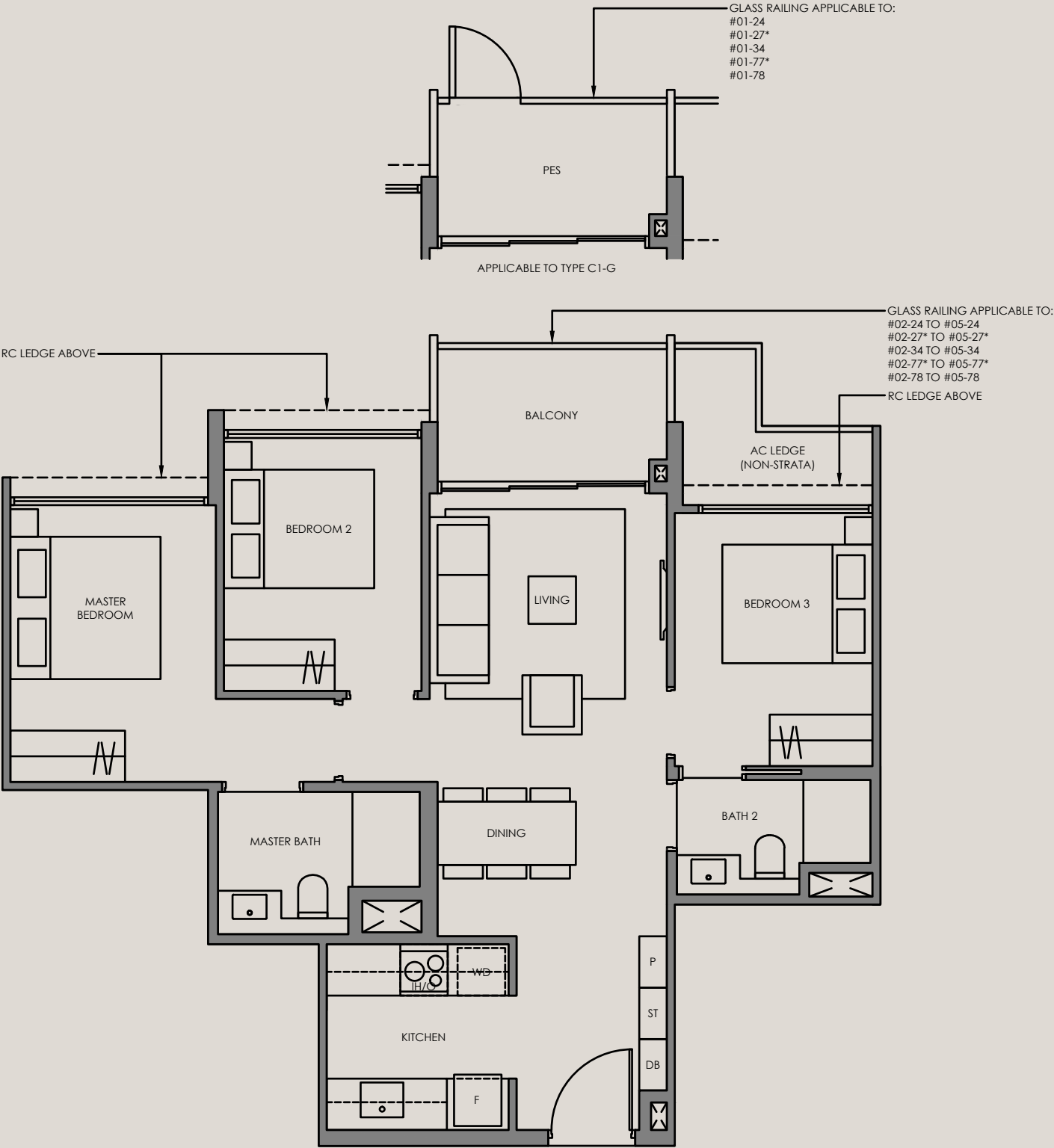
*Mirror Image
- IH - Induction Hob

WD - Washer Dryer

DB - Distribution Board

ST - Store

ALL PLANS ARE SUBJECTED TO AMENDMENTS AS MAY BE APPROVED BY THE RELEVANT AUTHORITIES.
FLOOR AREAS ARE APPROXIMATE MEASUREMENTS AND ARE SUBJECTED TO FINAL SURVEY.



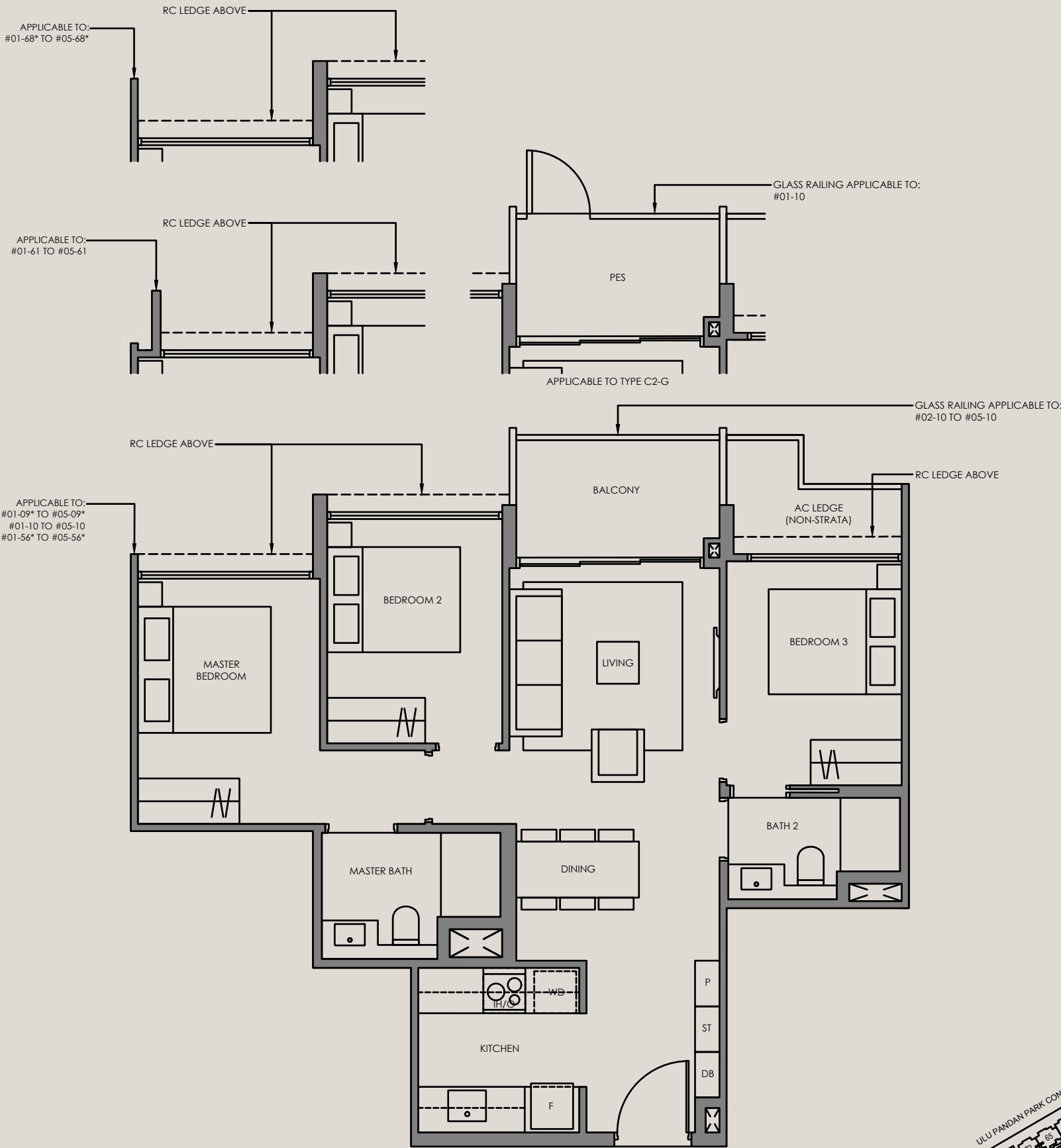
3-Bedroom

Type C2-G 74 SQM / 797 SQFT
INCLUSIVE OF 5 SQM PES

TOWER	UNIT
54	#01-09*
56	#01-10
64	#01-56*
66	#01-61
68	#01-68*

Type C2 74 SQM / 797 SQFT
INCLUSIVE OF 5 SQM BALCONY

TOWER	UNIT
54	#02-09* TO #05-09*
56	#02-10 TO #05-10
64	#02-56* TO #05-56*
66	#02-61 TO #05-61
68	#02-68* TO #05-68*



Legend (where applicable):

- F - Fridge

P - Pantry

O - Oven

GH - Gas Hob
- IH - Induction Hob

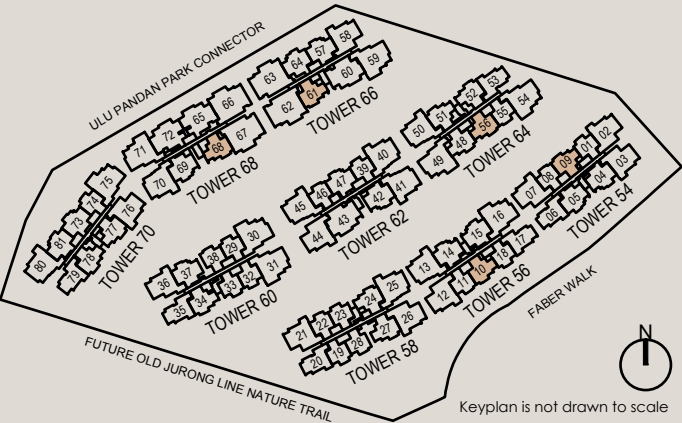
WD - Washer Dryer

DB - Distribution Board

ST - Store

*Mirror Image

ALL PLANS ARE SUBJECT TO AMENDMENTS AS MAY BE APPROVED BY THE RELEVANT AUTHORITIES.
FLOOR AREAS ARE APPROXIMATE MEASUREMENTS AND ARE SUBJECT TO FINAL SURVEY.



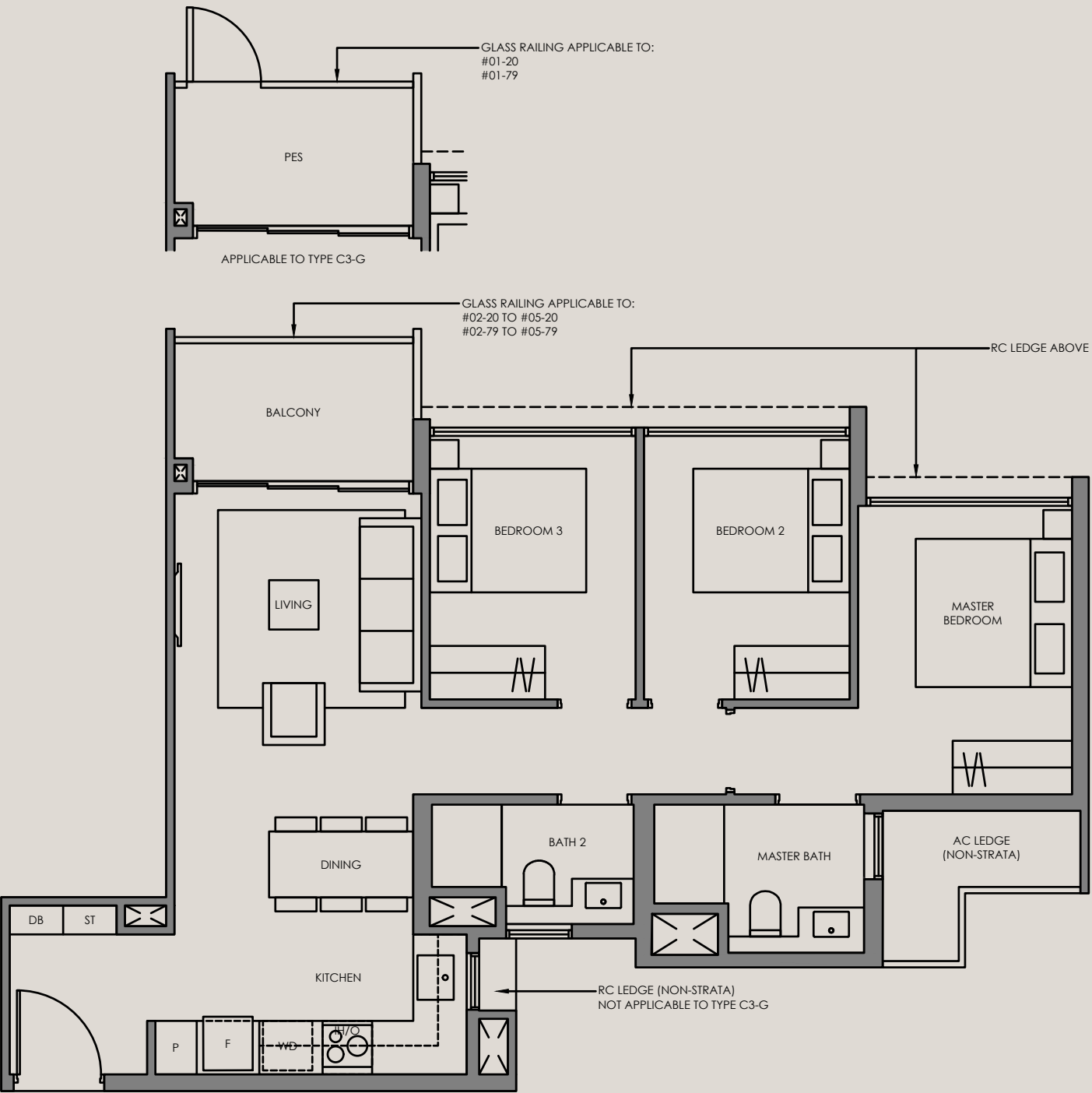
3-Bedroom

Type C3-G 76 SQM / 818 SQFT
INCLUSIVE OF 5 SQM PES

TOWER	UNIT
58	#01-20
64	#01-53
70	#01-79

Type C3 76 SQM / 818 SQFT
INCLUSIVE OF 5 SQM BALCONY

TOWER	UNIT
54	#03-06 TO #05-06
58	#02-20 TO #05-20
64	#02-53 TO #05-53
70	#02-79 TO #05-79



Legend (where applicable):

- F - Fridge

P - Pantry

O - Oven

GH - Gas Hob
- IH - Induction Hob

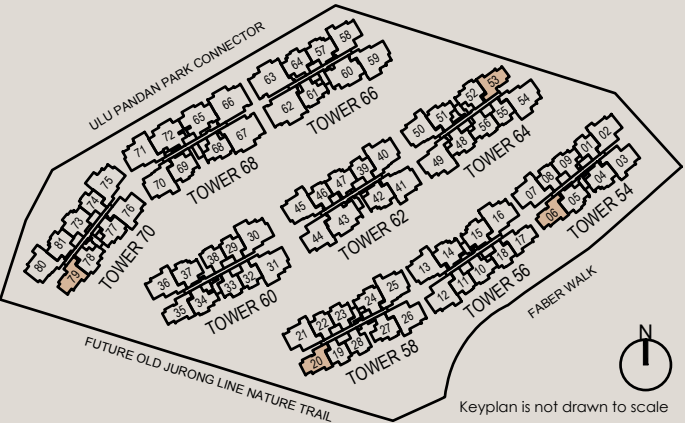
WD - Washer Dryer

DB - Distribution Board

ST - Store

*Mirror Image

ALL PLANS ARE SUBJECTED TO AMENDMENTS AS MAY BE APPROVED BY THE RELEVANT AUTHORITIES.
FLOOR AREAS ARE APPROXIMATE MEASUREMENTS AND ARE SUBJECTED TO FINAL SURVEY.



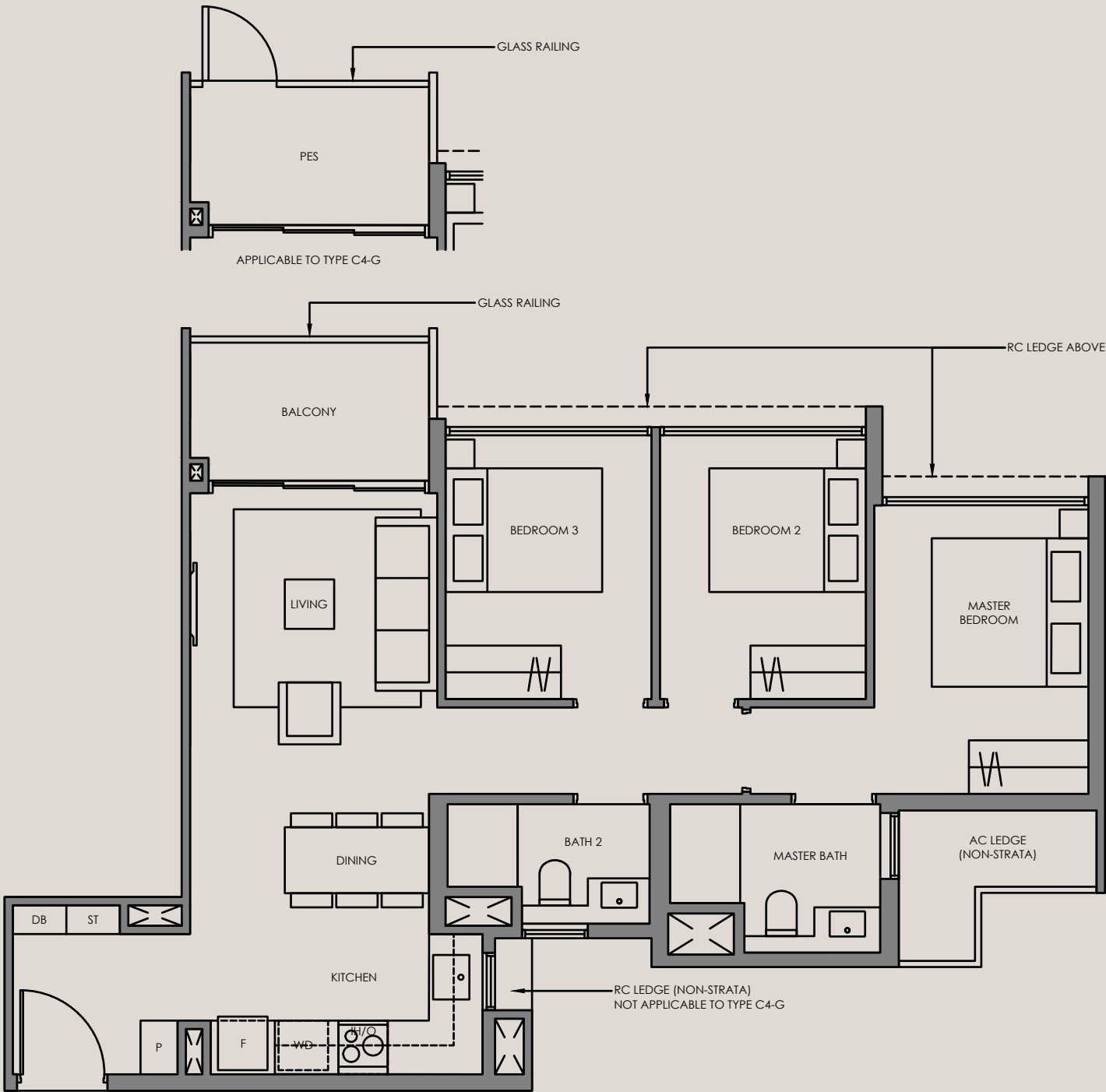
3-Bedroom

Type C4-G 76 SQM / 818 SQFT
INCLUSIVE OF 5 SQM PES

TOWER	UNIT
56	#01-17*
60	#01-35

Type C4 76 SQM / 818 SQFT
INCLUSIVE OF 5 SQM BALCONY

TOWER	UNIT
56	#02-17* TO #05-17*
60	#02-35 TO #05-35



Legend (where applicable):

- F - Fridge

P - Pantry

O - Oven

GH - Gas Hob

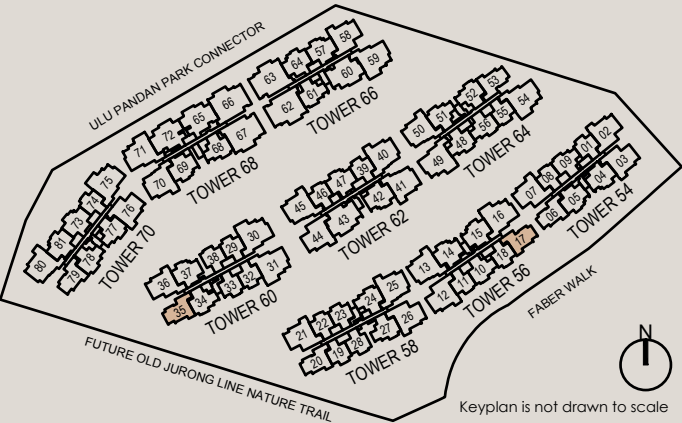
*Mirror Image
- IH - Induction Hob

WD - Washer Dryer

DB - Distribution Board

ST - Store

ALL PLANS ARE SUBJECTED TO AMENDMENTS AS MAY BE APPROVED BY THE RELEVANT AUTHORITIES.
FLOOR AREAS ARE APPROXIMATE MEASUREMENTS AND ARE SUBJECTED TO FINAL SURVEY.



3-Bedroom

Type C5-G 80 SQM / 861 SQFT
INCLUSIVE OF 6 SQM PES

TOWER	UNIT
56	#01-14 #01-15*
60	#01-37
62	#01-42
66	#01-57
68	#01-69*
70	#01-81*

Type C5 80 SQM / 861 SQFT
INCLUSIVE OF 6 SQM BALCONY

TOWER	UNIT
54	#03-04 TO #05-04 #03-05* TO #05-05*
56	#02-14 TO #05-14 #02-15* TO #05-15*
60	#02-37 TO #05-37
62	#02-42 TO #05-42
66	#02-57 TO #05-57
68	#02-69* TO #05-69*
70	#02-81* TO #05-81*

Legend (where applicable):

- F - Fridge

P - Pantry

O - Oven

GH - Gas Hob

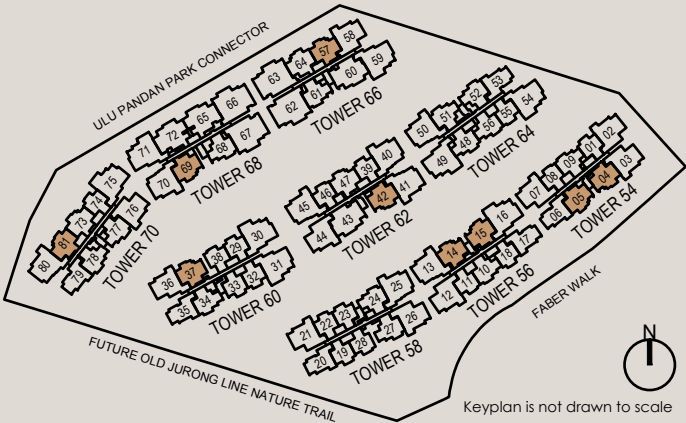

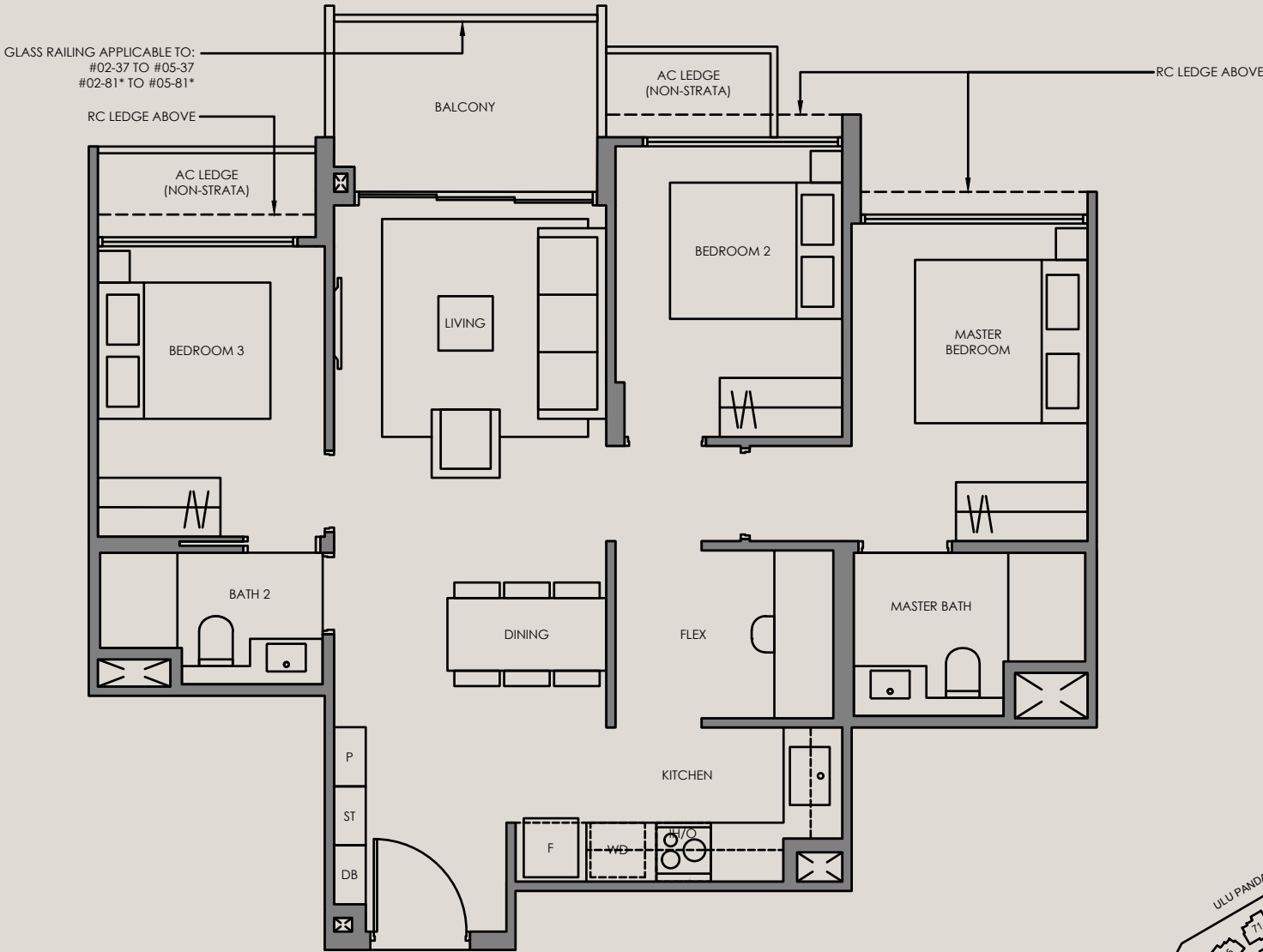
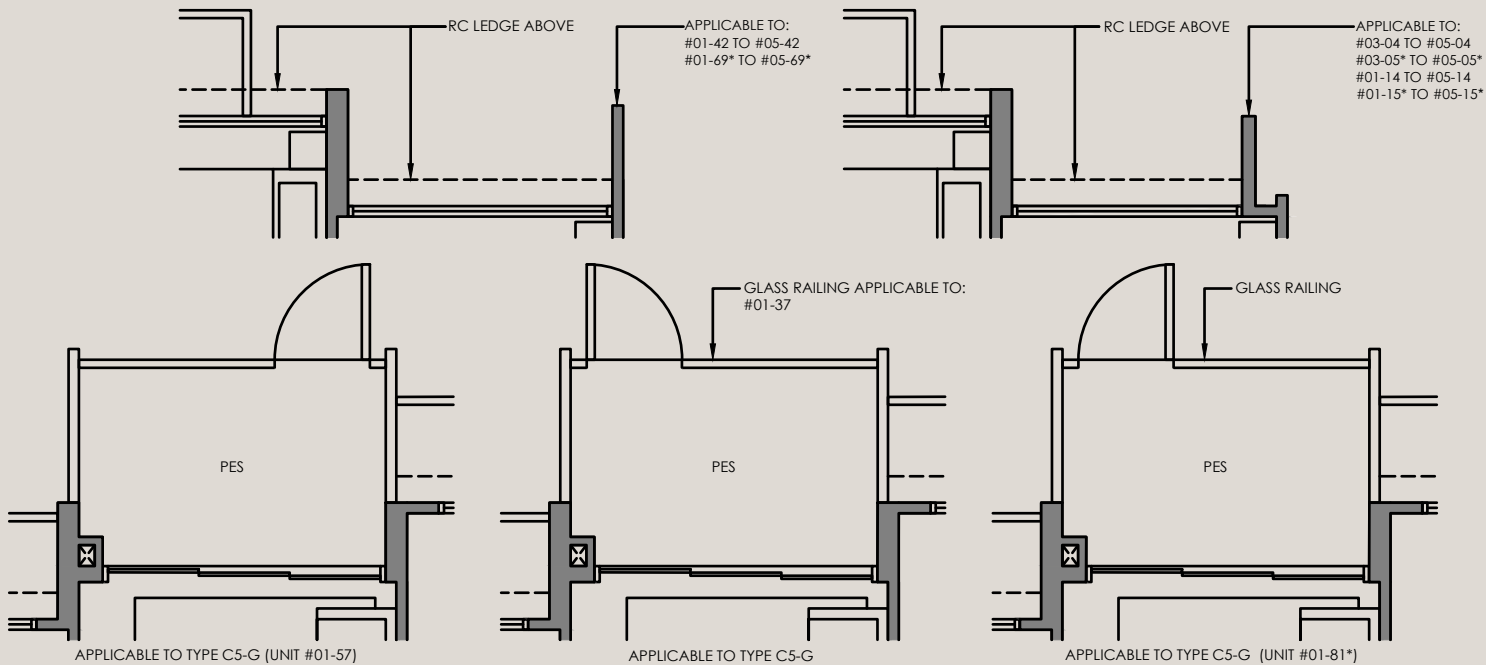
*Mirror Image
- IH - Induction Hob

WD - Washer Dryer

DB - Distribution Board

ST - Store

ALL PLANS ARE SUBJECTED TO AMENDMENTS AS MAY BE APPROVED BY THE RELEVANT AUTHORITIES.
FLOOR AREAS ARE APPROXIMATE MEASUREMENTS AND ARE SUBJECTED TO FINAL SURVEY.



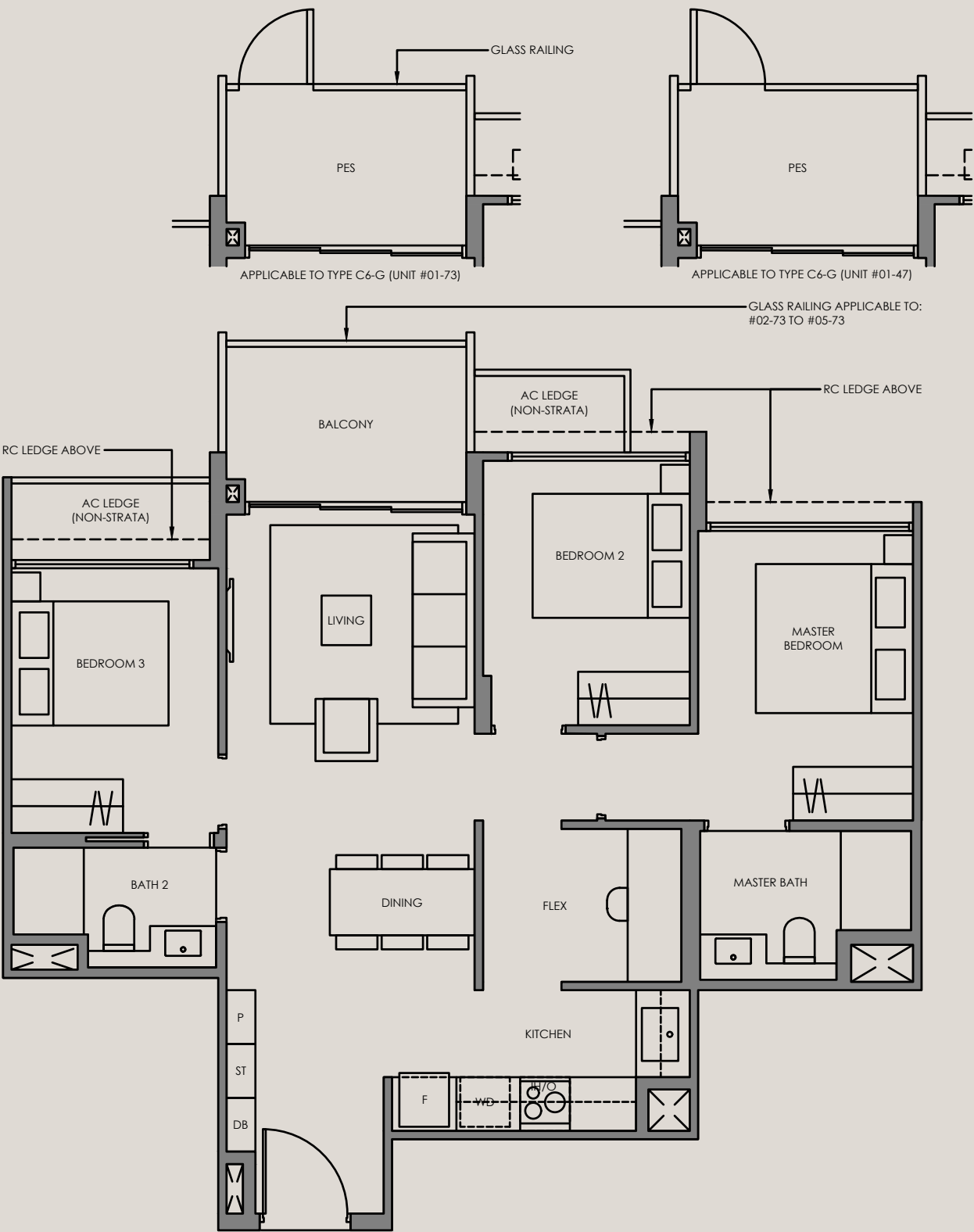
3-Bedroom

Type C6-G 80 SQM / 861 SQFT
INCLUSIVE OF 6 SQM PES

TOWER	UNIT
62	#01-47
70	#01-73

Type C6 80 SQM / 861 SQFT
INCLUSIVE OF 6 SQM BALCONY

TOWER	UNIT
62	#02-47 TO #05-47
70	#02-73 TO #05-73



Legend (where applicable):

- F - Fridge

P - Pantry

O - Oven

GH - Gas Hob
- IH - Induction Hob

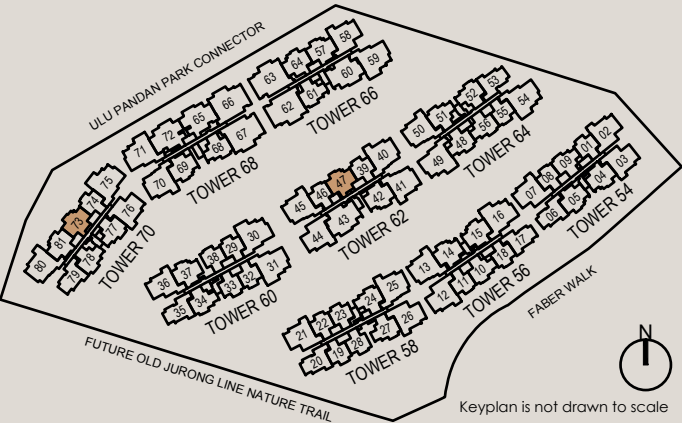
WD - Washer Dryer

DB - Distribution Board

ST - Store

*Mirror Image

ALL PLANS ARE SUBJECTED TO AMENDMENTS AS MAY BE APPROVED BY THE RELEVANT AUTHORITIES.
FLOOR AREAS ARE APPROXIMATE MEASUREMENTS AND ARE SUBJECTED TO FINAL SURVEY.



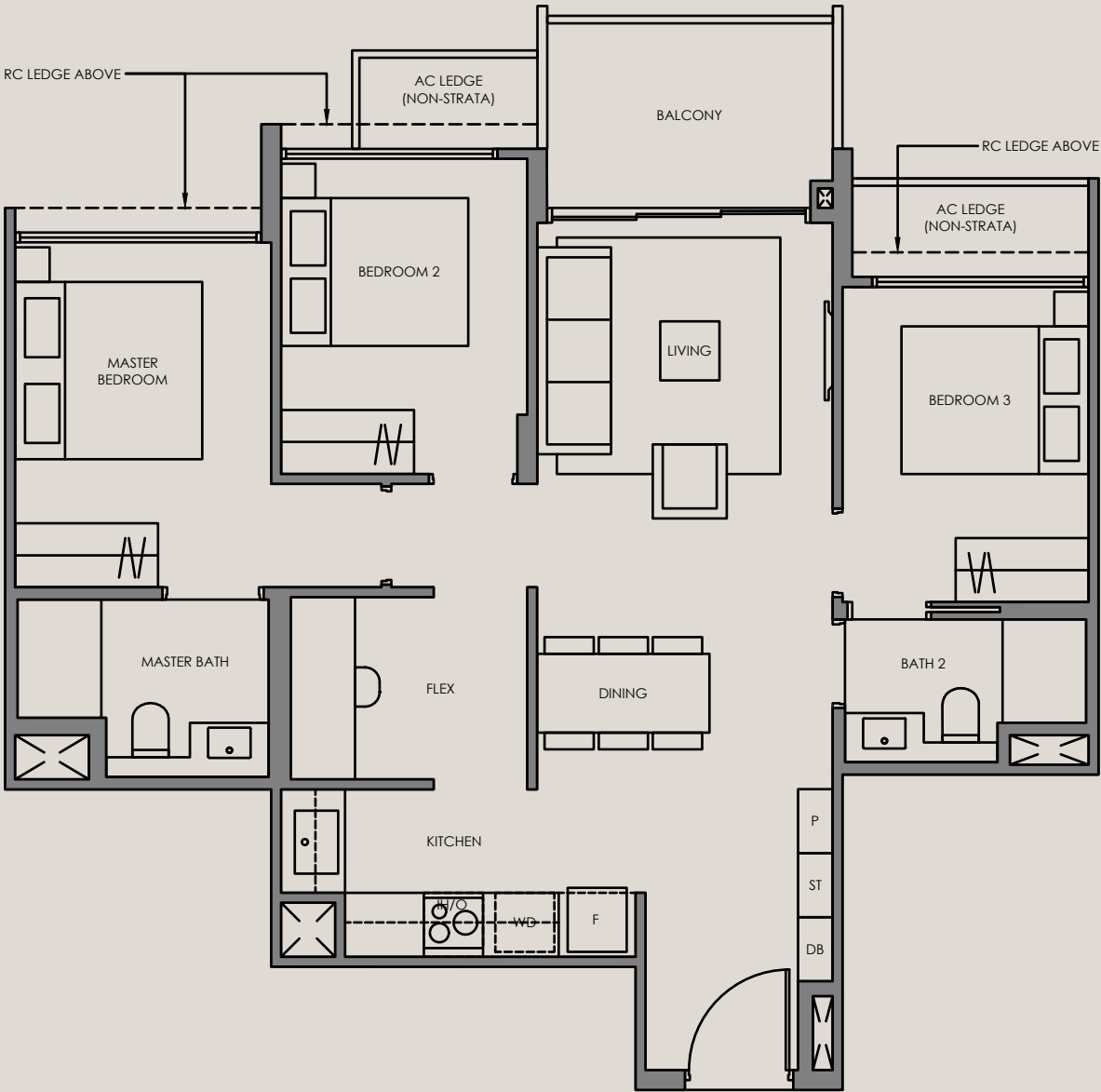
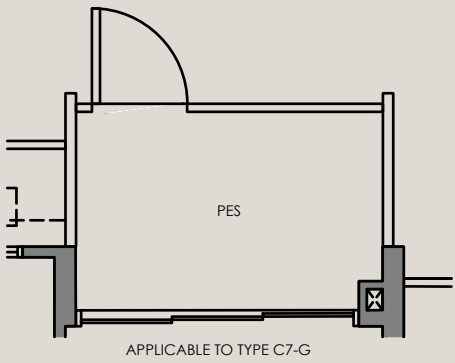
3-Bedroom

Type C7-G 80 SQM / 861 SQFT
INCLUSIVE OF 6 SQM PES

TOWER	UNIT
66	#01-64

Type C7 80 SQM / 861 SQFT
INCLUSIVE OF 6 SQM BALCONY

TOWER	UNIT
66	#02-64 TO #05-64



Legend (where applicable):

- F - Fridge

P - Pantry

O - Oven

GH - Gas Hob
- IH - Induction Hob

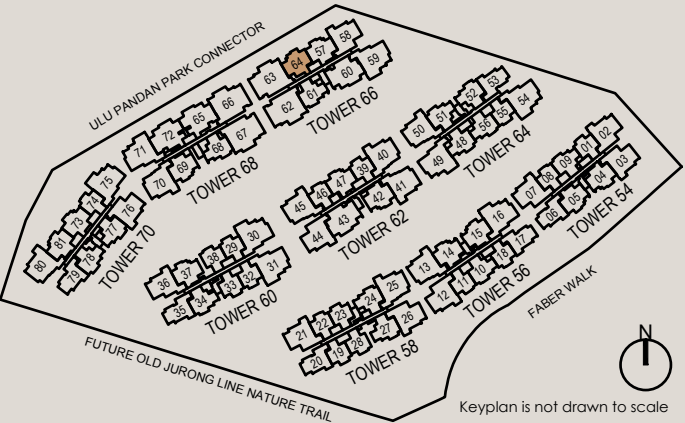
WD - Washer Dryer

DB - Distribution Board

ST - Store

*Mirror Image

ALL PLANS ARE SUBJECTED TO AMENDMENTS AS MAY BE APPROVED BY THE RELEVANT AUTHORITIES.
FLOOR AREAS ARE APPROXIMATE MEASUREMENTS AND ARE SUBJECTED TO FINAL SURVEY.



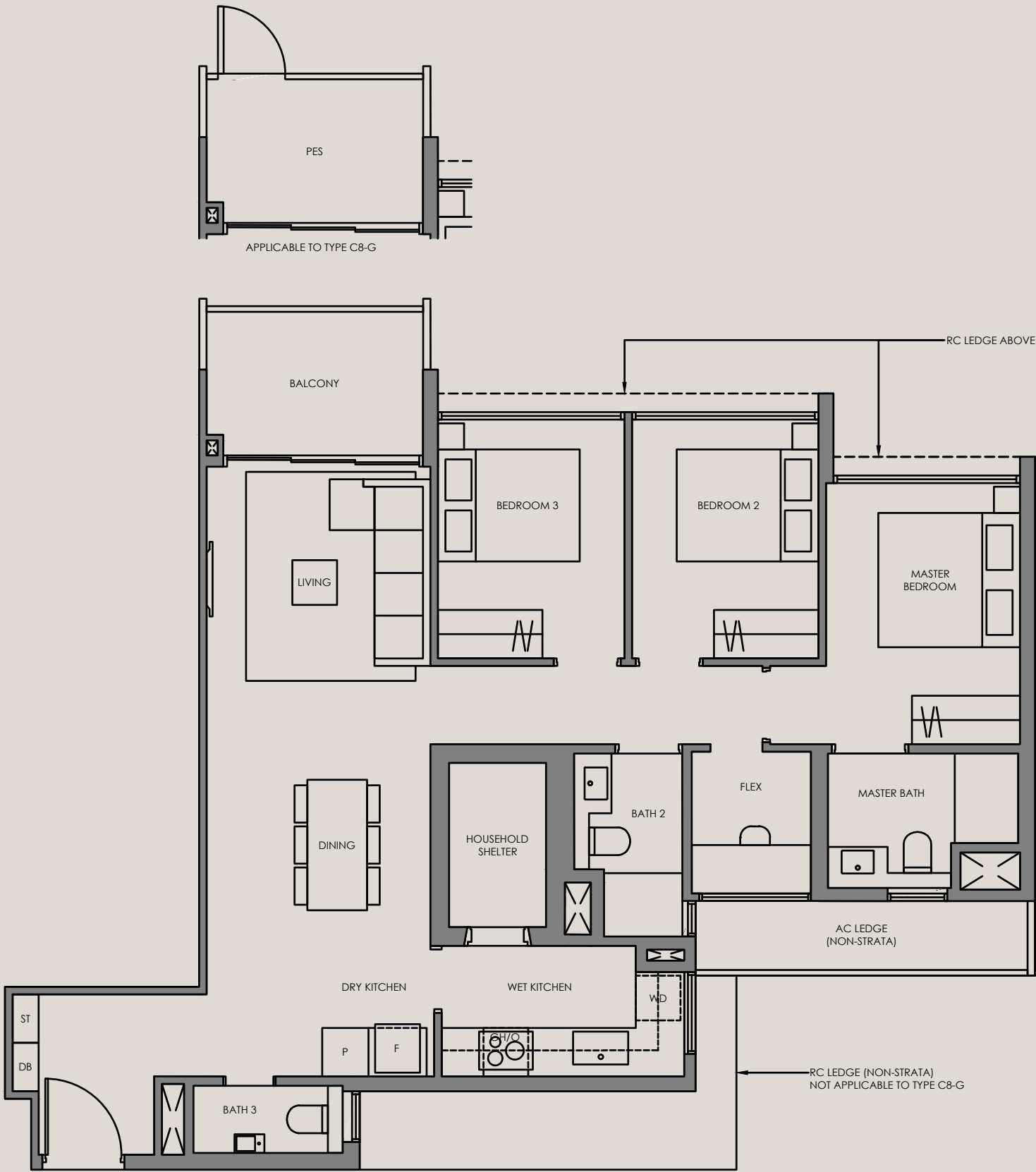
3-Bedroom

Type C8-G 96 SQM / 1033 SQFT
INCLUSIVE OF 6 SQM PES

TOWER	UNIT
62	#01-44

Type C8 96 SQM / 1033 SQFT
INCLUSIVE OF 6 SQM BALCONY

TOWER	UNIT
62	#02-44 TO #05-44

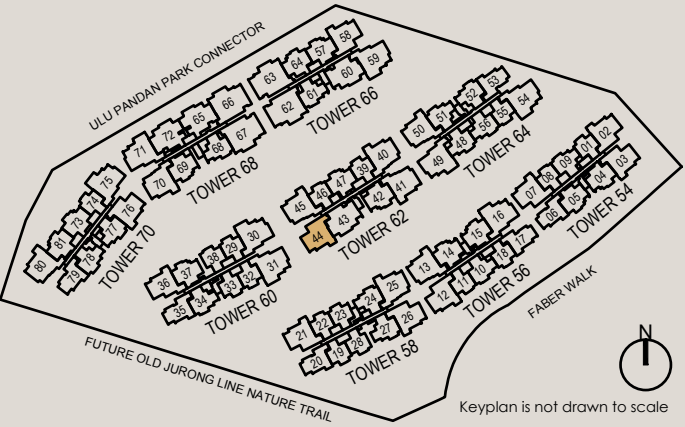


Legend (where applicable):

- F - Fridge
- P - Pantry
- O - Oven
- GH - Gas Hob
- IH - Induction Hob
- WD - Washer Dryer
- DB - Distribution Board
- ST - Store

*Mirror Image

ALL PLANS ARE SUBJECTED TO AMENDMENTS AS MAY BE APPROVED BY THE RELEVANT AUTHORITIES.
FLOOR AREAS ARE APPROXIMATE MEASUREMENTS AND ARE SUBJECTED TO FINAL SURVEY.



3-Bedroom

Type C9-G 96 SQM / 1033 SQFT
INCLUSIVE OF 6 SQM PES

TOWER	UNIT
54	#01-02
58	#01-21*

Type C9 96 SQM / 1033 SQFT
INCLUSIVE OF 6 SQM BALCONY

TOWER	UNIT
54	#02-02 TO #05-02
58	#02-21* TO #05-21*

Legend (where applicable):

- F - Fridge

P - Pantry

O - Oven

GH - Gas Hob

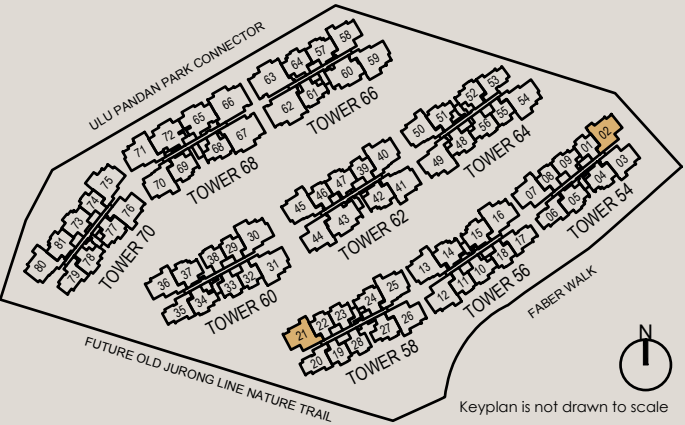
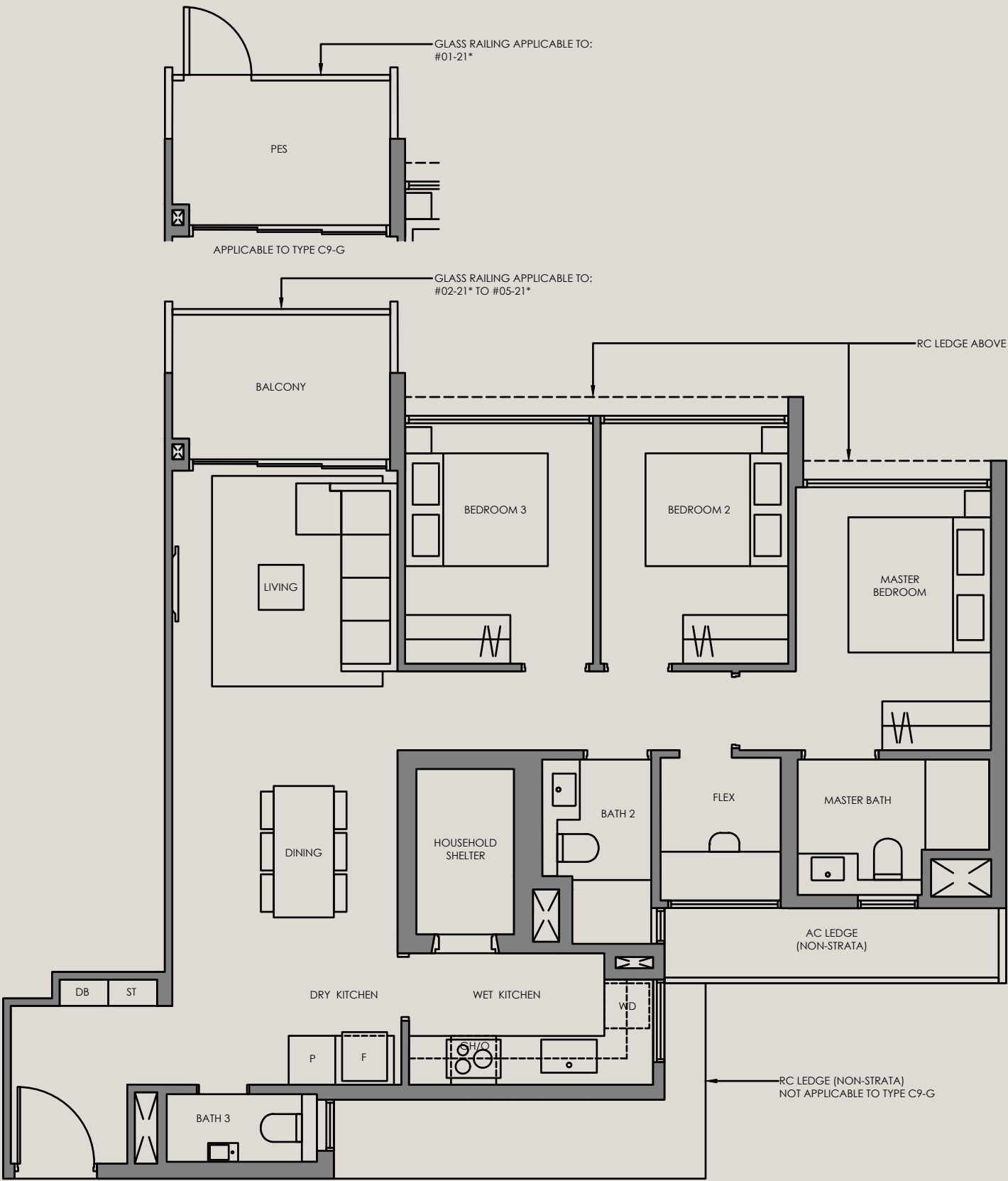
*Mirror Image
- IH - Induction Hob

WD - Washer Dryer

DB - Distribution Board

ST - Store

ALL PLANS ARE SUBJECTED TO AMENDMENTS AS MAY BE APPROVED BY THE RELEVANT AUTHORITIES.
FLOOR AREAS ARE APPROXIMATE MEASUREMENTS AND ARE SUBJECTED TO FINAL SURVEY.



3-Bedroom

Type C10-G 96 SQM / 1033 SQFT
INCLUSIVE OF 6 SQM PES

TOWER	UNIT
54	#01-03*
66	#01-58
70	#01-76*

Type C10 96 SQM / 1033 SQFT
INCLUSIVE OF 6 SQM BALCONY

TOWER	UNIT
54	#02-03* TO #05-03*
66	#02-58 TO #05-58
70	#02-76* TO #05-76*

Legend (where applicable):

- F - Fridge

P - Pantry

O - Oven

GH - Gas Hob

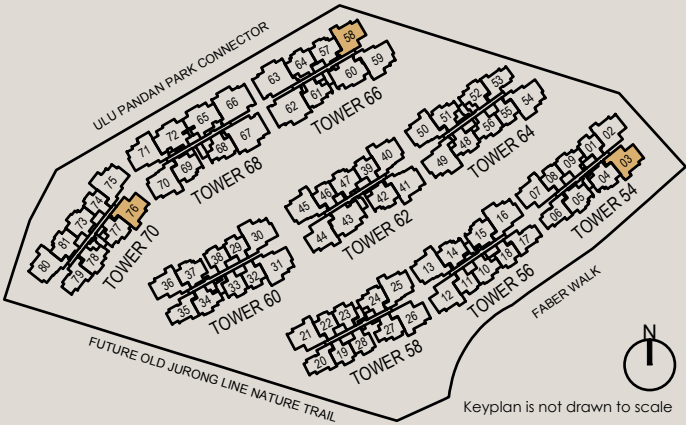
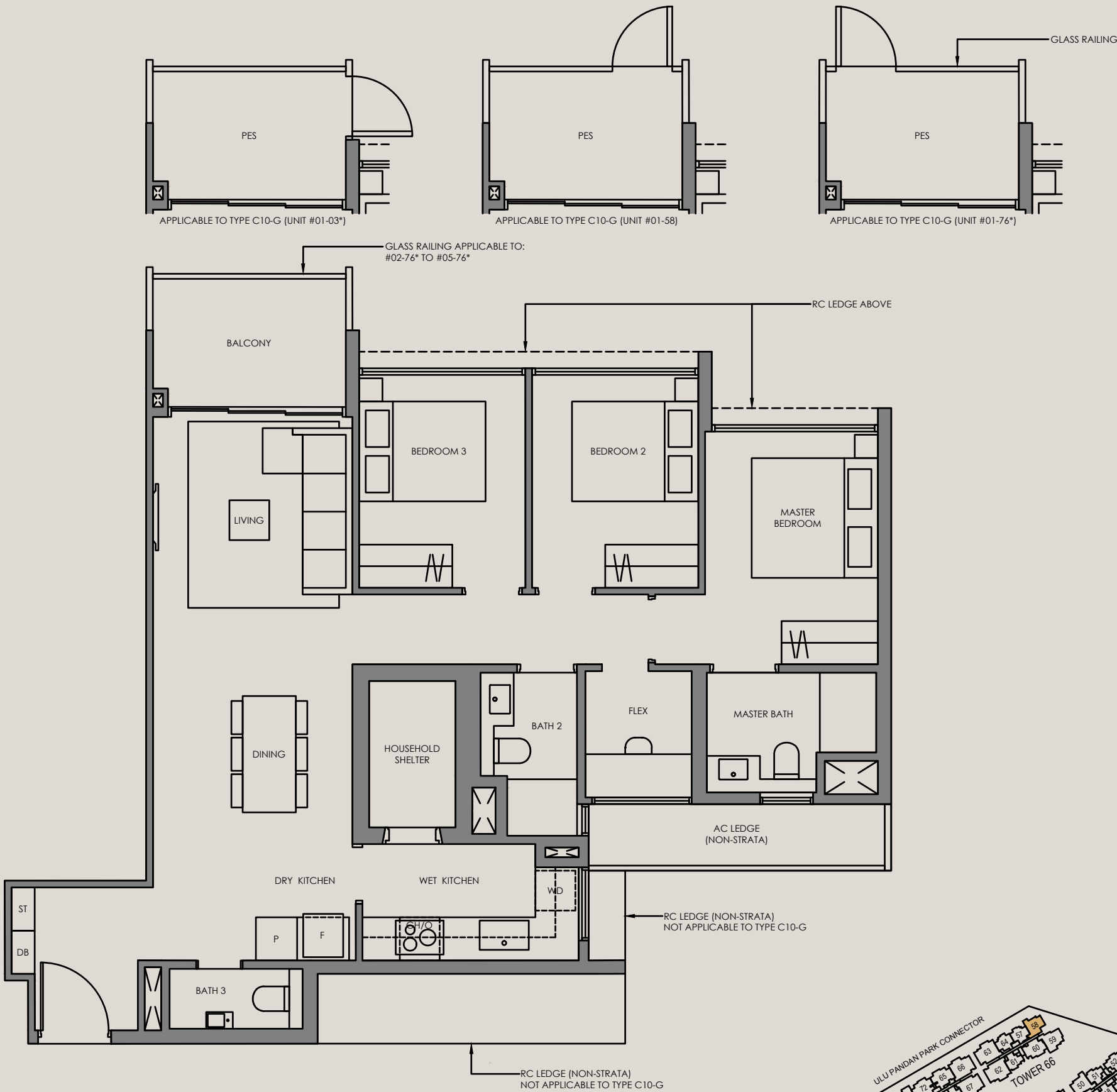
*Mirror Image
- IH - Induction Hob

WD - Washer Dryer

DB - Distribution Board

ST - Store

ALL PLANS ARE SUBJECTED TO AMENDMENTS AS MAY BE APPROVED BY THE RELEVANT AUTHORITIES.
FLOOR AREAS ARE APPROXIMATE MEASUREMENTS AND ARE SUBJECTED TO FINAL SURVEY.



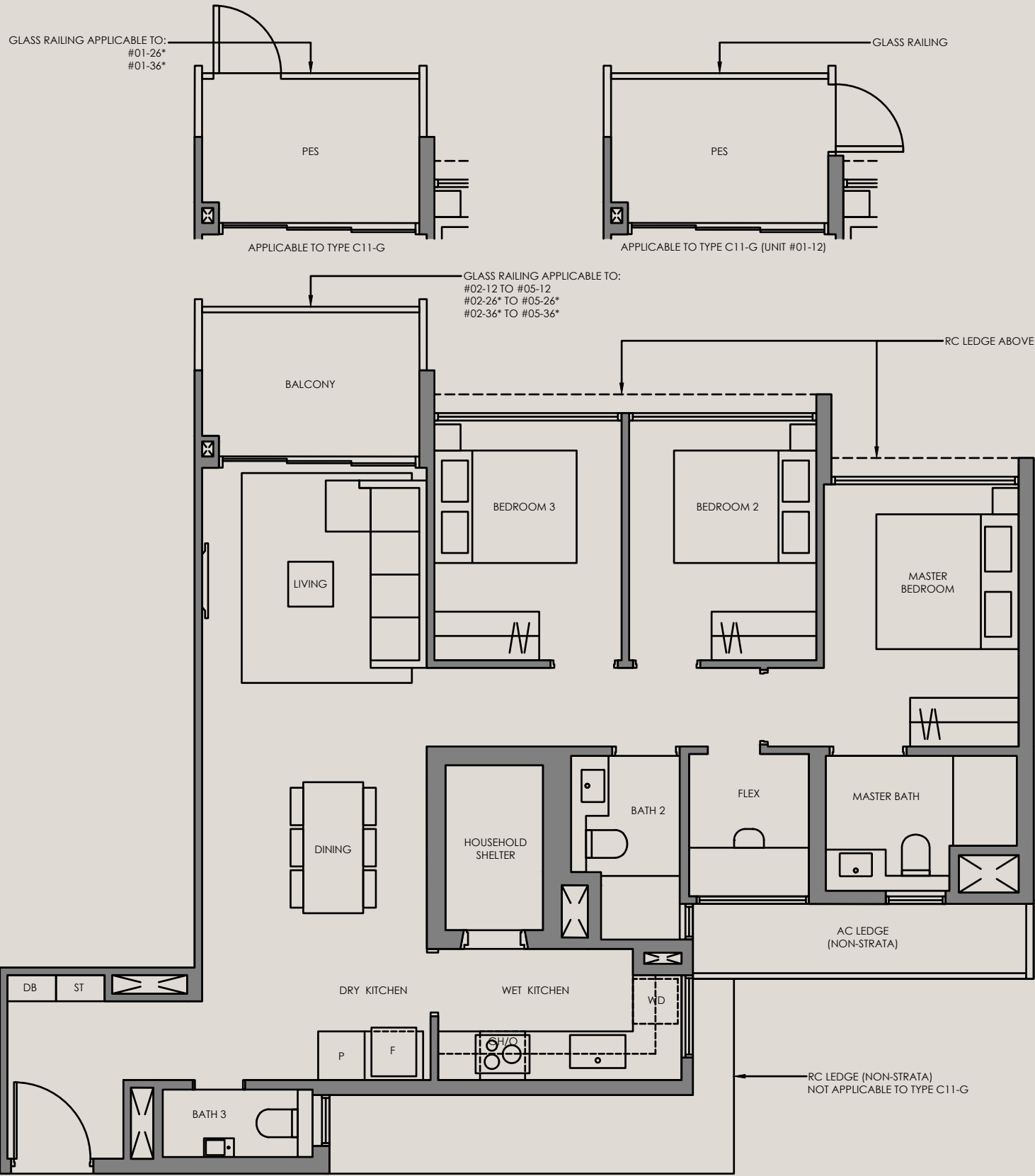
3-Bedroom

Type C11-G 97 SQM / 1044 SQFT
INCLUSIVE OF 6 SQM PES

TOWER	UNIT
54	#01-07*
56	#01-12
58	#01-26*
60	#01-36*

Type C11 97 SQM / 1044 SQFT
INCLUSIVE OF 6 SQM BALCONY

TOWER	UNIT
54	#02-07* TO #05-07*
56	#02-12 TO #05-12
58	#02-26* TO #05-26*
60	#02-36* TO #05-36*



Legend (where applicable):

- F - Fridge

P - Pantry

O - Oven

GH - Gas Hob

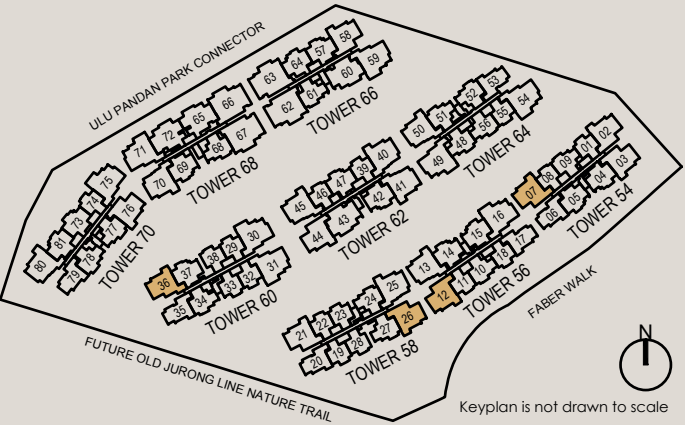
*Mirror Image
- IH - Induction Hob

WD - Washer Dryer

DB - Distribution Board

ST - Store

ALL PLANS ARE SUBJECTED TO AMENDMENTS AS MAY BE APPROVED BY THE RELEVANT AUTHORITIES.
FLOOR AREAS ARE APPROXIMATE MEASUREMENTS AND ARE SUBJECTED TO FINAL SURVEY.



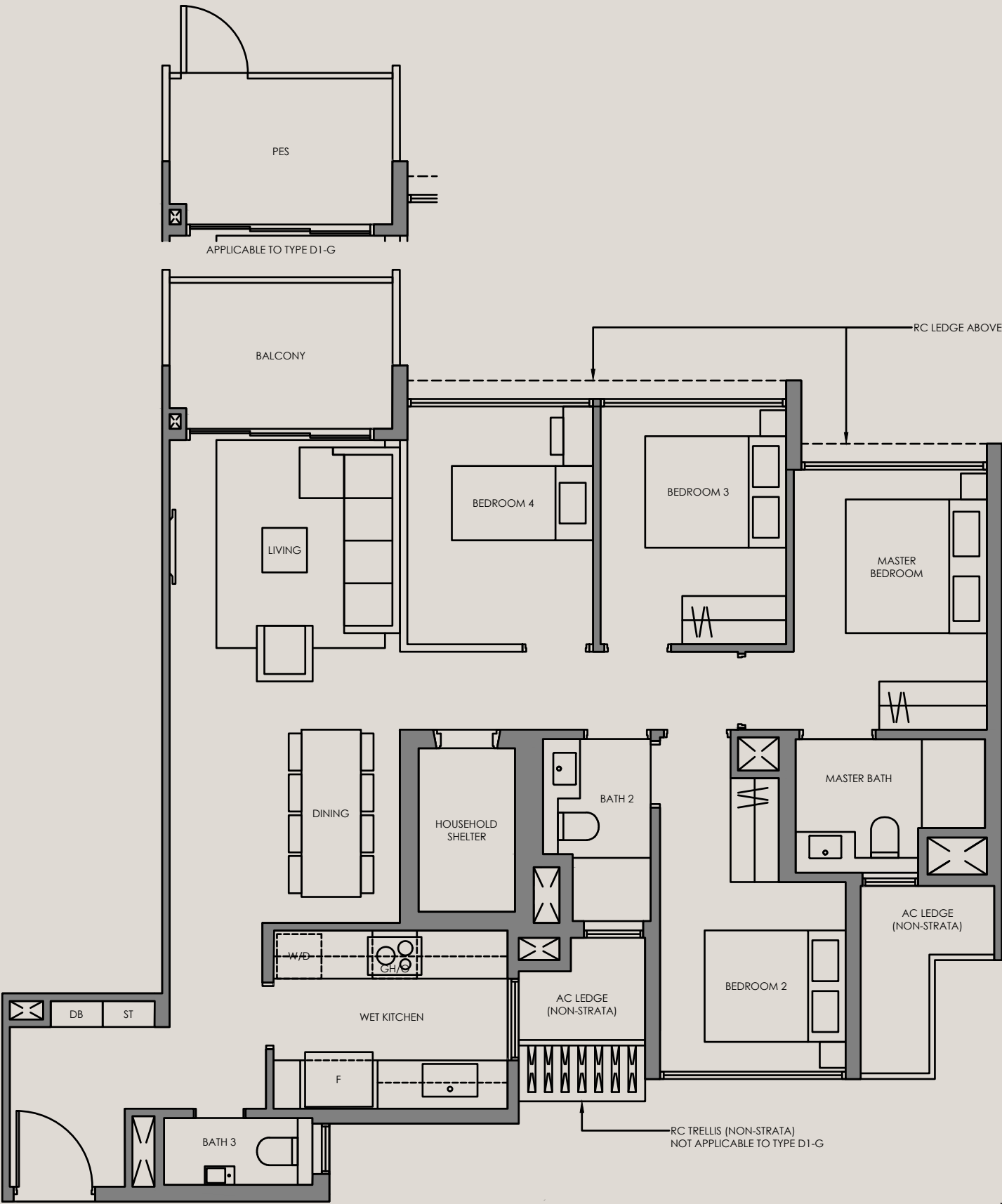
4-Bedroom

Type D1-G 104 SQM / 1119 SQFT
INCLUSIVE OF 6 SQM PES

TOWER	UNIT
62	#01-40

Type D1 104 SQM / 1119 SQFT
INCLUSIVE OF 6 SQM BALCONY

TOWER	UNIT
62	#02-40 TO #05-40

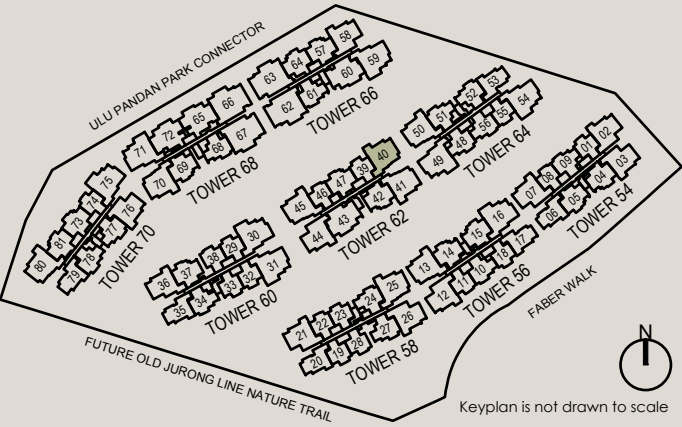


Legend (where applicable):

- F - Fridge
- IH - Induction Hob
- P - Pantry
- WD - Washer Dryer
- O - Oven
- DB - Distribution Board
- GH - Gas Hob
- ST - Store

*Mirror Image

ALL PLANS ARE SUBJECTED TO AMENDMENTS AS MAY BE APPROVED BY THE RELEVANT AUTHORITIES.
FLOOR AREAS ARE APPROXIMATE MEASUREMENTS AND ARE SUBJECTED TO FINAL SURVEY.



4-Bedroom

Type D2-G 104 SQM / 1119 SQFT
INCLUSIVE OF 6 SQM PES

TOWER	UNIT
58	#01-25
62	#01-45*
64	#01-50*
68	#01-70
70	#01-80*

Type D2 104 SQM / 1119 SQFT
INCLUSIVE OF 6 SQM BALCONY

TOWER	UNIT
58	#02-25 TO #05-25
62	#02-45* TO #05-45*
64	#02-50* TO #05-50*
68	#02-70 TO #05-70
70	#02-80* TO #05-80*



Legend (where applicable):

- F - Fridge

P - Pantry

O - Oven

GH - Gas Hob

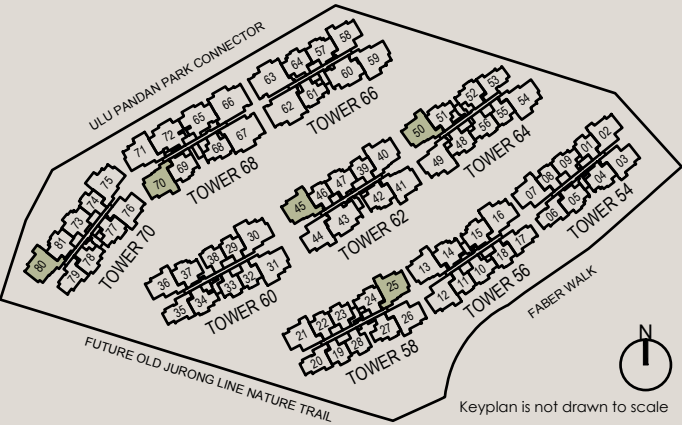
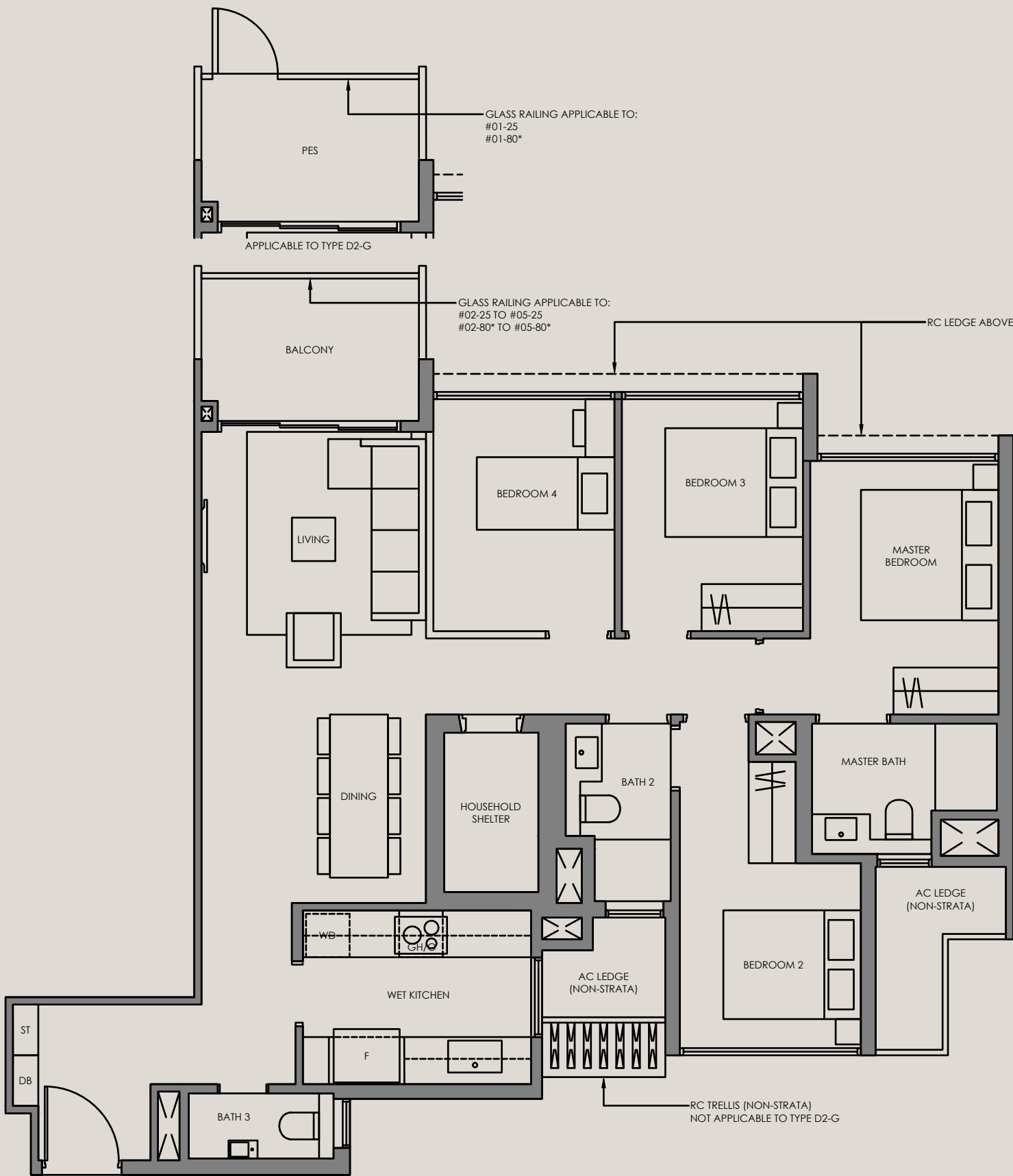
*Mirror Image
- IH - Induction Hob

WD - Washer Dryer

DB - Distribution Board

ST - Store

ALL PLANS ARE SUBJECTED TO AMENDMENTS AS MAY BE APPROVED BY THE RELEVANT AUTHORITIES.
FLOOR AREAS ARE APPROXIMATE MEASUREMENTS AND ARE SUBJECTED TO FINAL SURVEY.



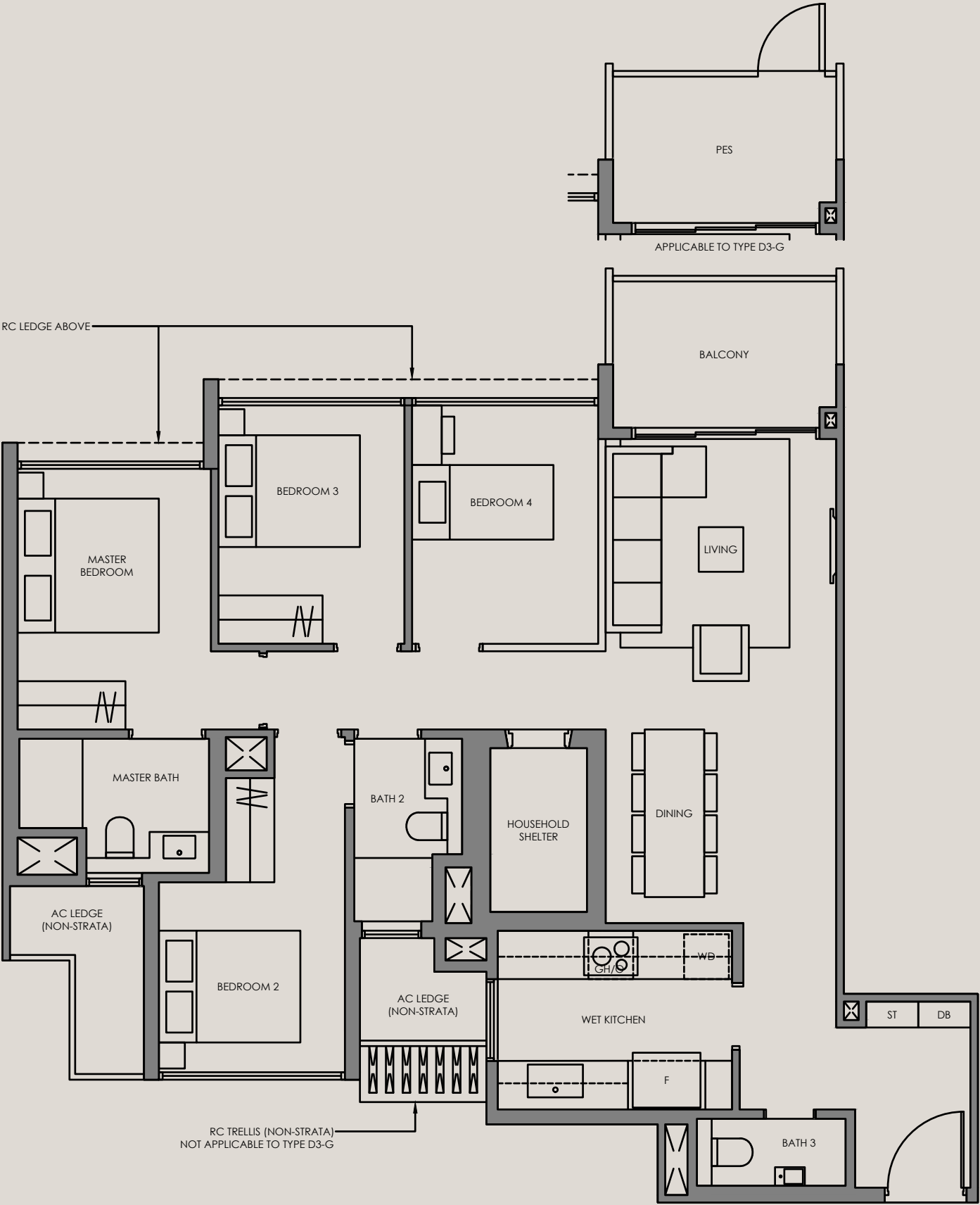
4-Bedroom

Type D3-G 104 SQM / 1119 SQFT
INCLUSIVE OF 6 SQM PES

TOWER	UNIT
56	#01-13
62	#01-41

Type D3 104 SQM / 1119 SQFT
INCLUSIVE OF 6 SQM BALCONY

TOWER	UNIT
56	#02-13 TO #05-13
62	#02-41 TO #05-41



Legend (where applicable):

- F - Fridge

P - Pantry

O - Oven

GH - Gas Hob
- IH - Induction Hob

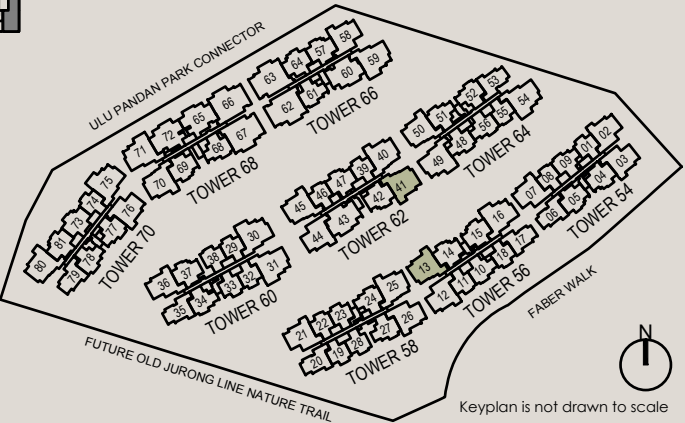
WD - Washer Dryer

DB - Distribution Board

ST - Store

*Mirror Image

ALL PLANS ARE SUBJECTED TO AMENDMENTS AS MAY BE APPROVED BY THE RELEVANT AUTHORITIES.
FLOOR AREAS ARE APPROXIMATE MEASUREMENTS AND ARE SUBJECTED TO FINAL SURVEY.



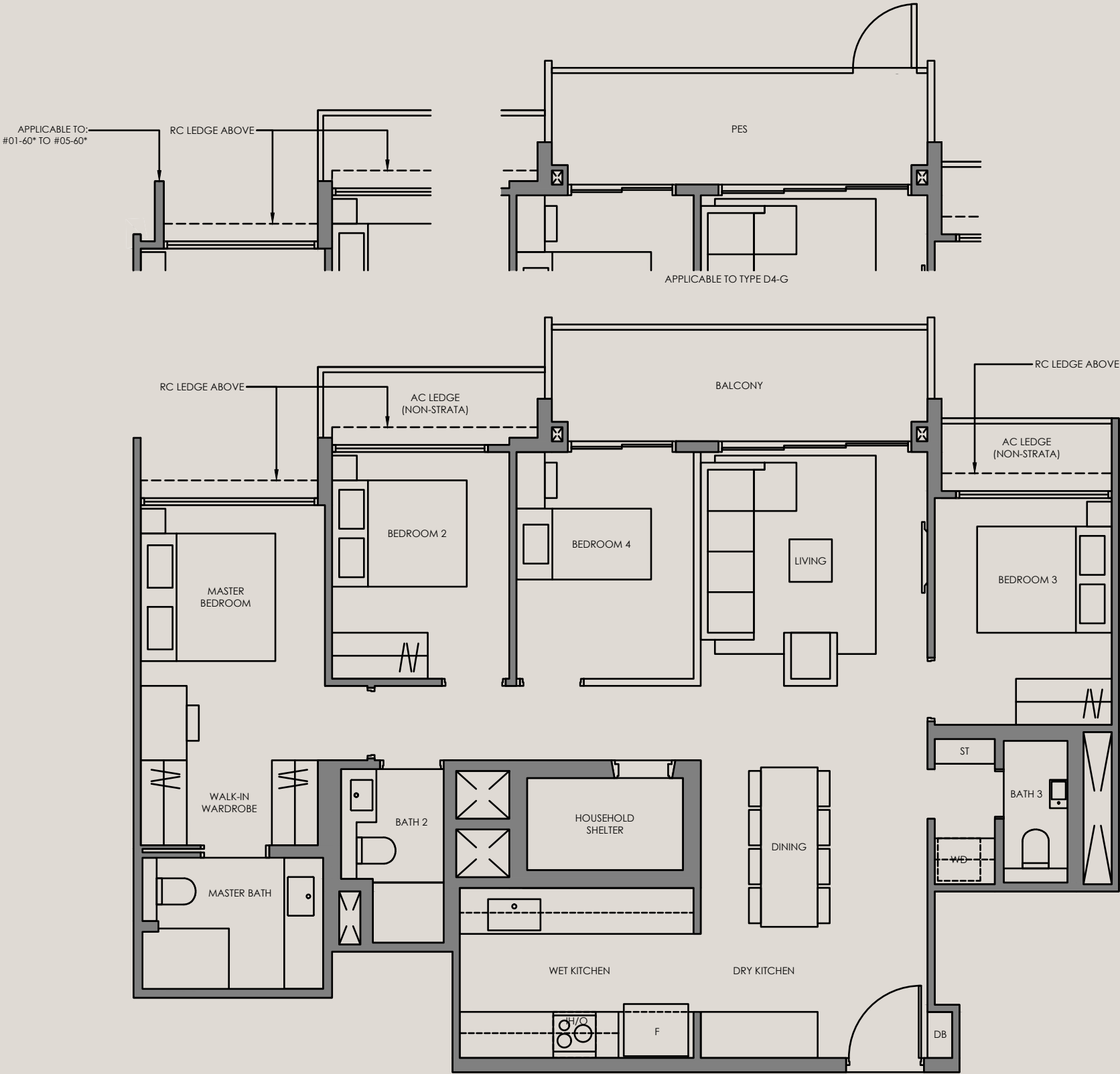
4-Bedroom

Type D4-G 112 SQM / 1206 SQFT
INCLUSIVE OF 9 SQM PES

TOWER	UNIT
62	#01-43
66	#01-60*

Type D4 112 SQM / 1206 SQFT
INCLUSIVE OF 9 SQM BALCONY

TOWER	UNIT
62	#02-43 TO #05-43
66	#02-60* TO #05-60*



Legend (where applicable):

- F - Fridge

P - Pantry

O - Oven

GH - Gas Hob

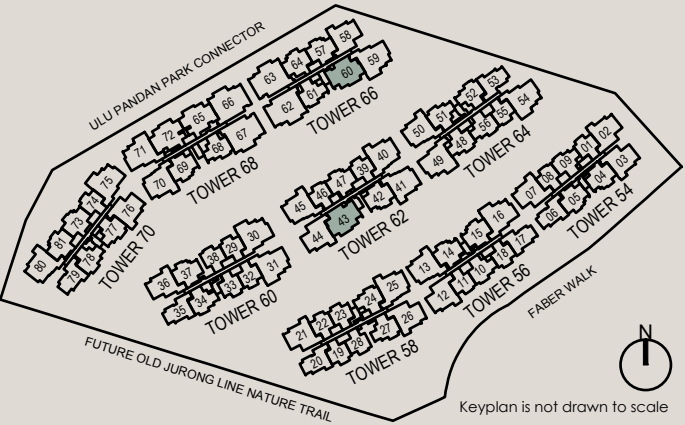
*Mirror Image
- IH - Induction Hob

WD - Washer Dryer

DB - Distribution Board

ST - Store

ALL PLANS ARE SUBJECTED TO AMENDMENTS AS MAY BE APPROVED BY THE RELEVANT AUTHORITIES.
FLOOR AREAS ARE APPROXIMATE MEASUREMENTS AND ARE SUBJECTED TO FINAL SURVEY.



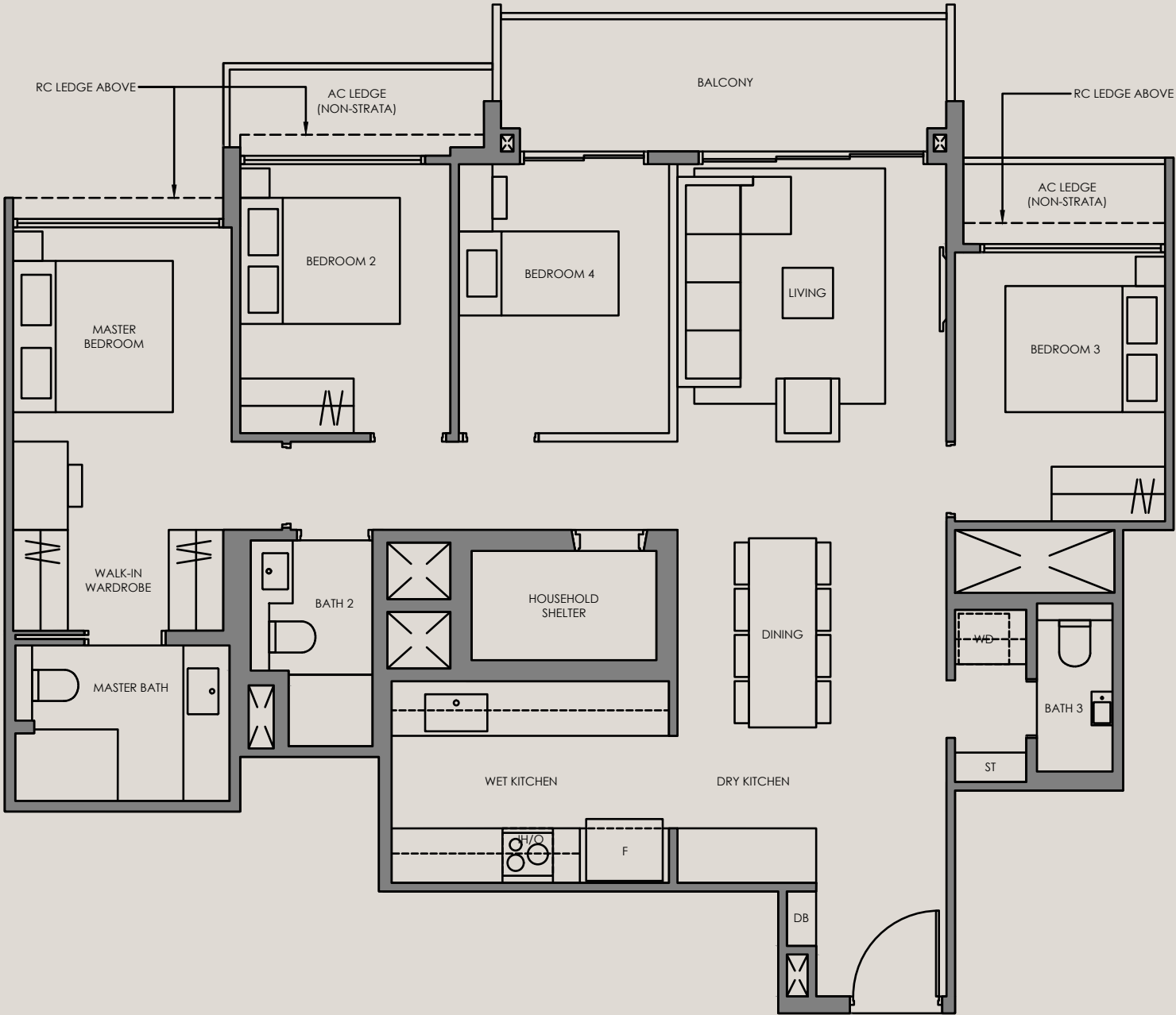
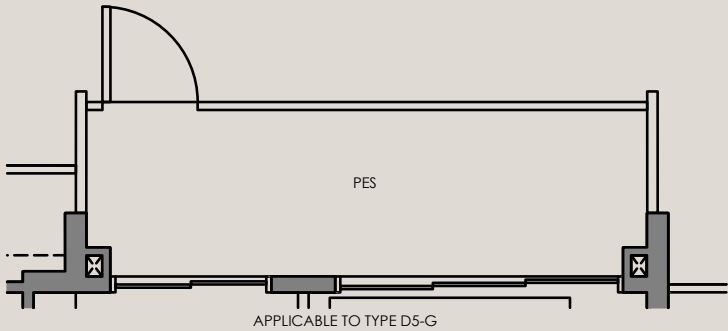
4-Bedroom

Type D5-G 113 SQM / 1216 SQFT
INCLUSIVE OF 9 SQM PES

TOWER	UNIT
68	#01-65*
	#01-72

Type D5 113 SQM / 1216 SQFT
INCLUSIVE OF 9 SQM BALCONY

TOWER	UNIT
68	#02-65* TO #05-65*
	#02-72 TO #05-72



Legend (where applicable):

- F - Fridge

P - Pantry

O - Oven

GH - Gas Hob

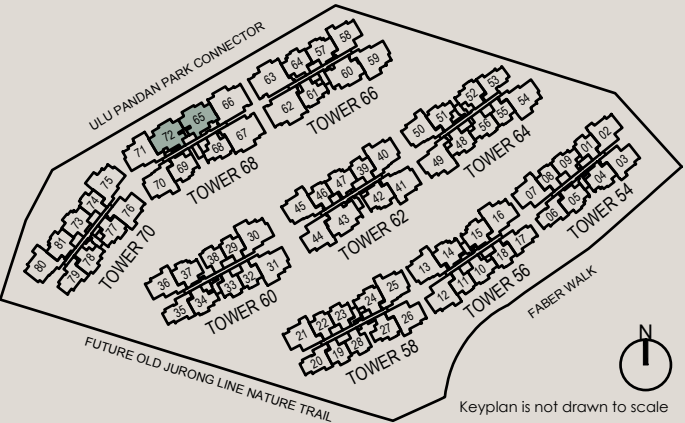
*Mirror Image
- IH - Induction Hob

WD - Washer Dryer

DB - Distribution Board

ST - Store

ALL PLANS ARE SUBJECTED TO AMENDMENTS AS MAY BE APPROVED BY THE RELEVANT AUTHORITIES.
FLOOR AREAS ARE APPROXIMATE MEASUREMENTS AND ARE SUBJECTED TO FINAL SURVEY.



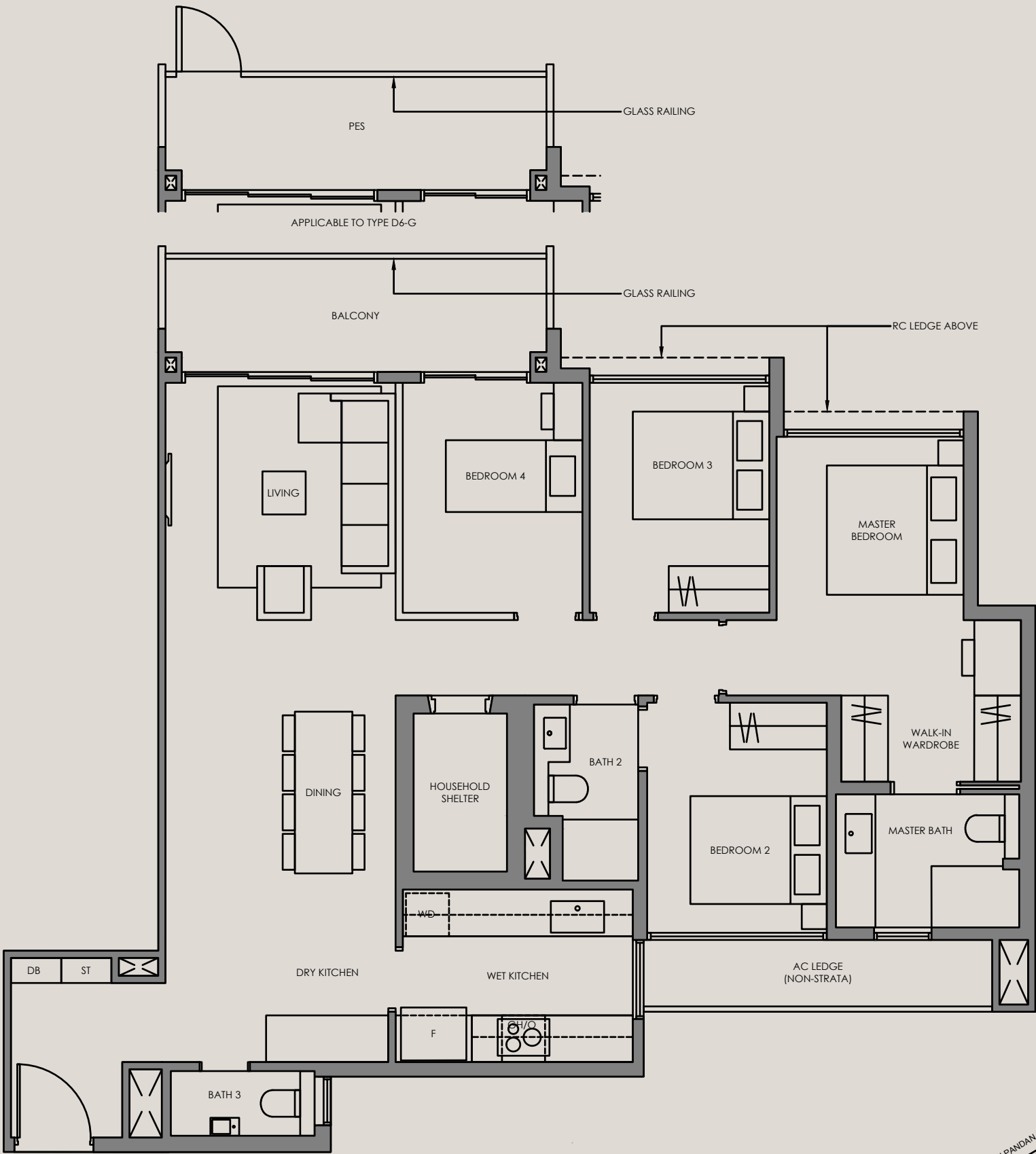
4-Bedroom

Type D6-G 118 SQM / 1270 SQFT
INCLUSIVE OF 9 SQM PES

TOWER	UNIT
60	#01-30 #01-31*
70	#01-75

Type D6 118 SQM / 1270 SQFT
INCLUSIVE OF 9 SQM BALCONY

TOWER	UNIT
60	#02-30 TO #05-30 #02-31* TO #05-31*
70	#02-75 TO #05-75



Legend (where applicable):

- F - Fridge

P - Pantry

O - Oven

GH - Gas Hob

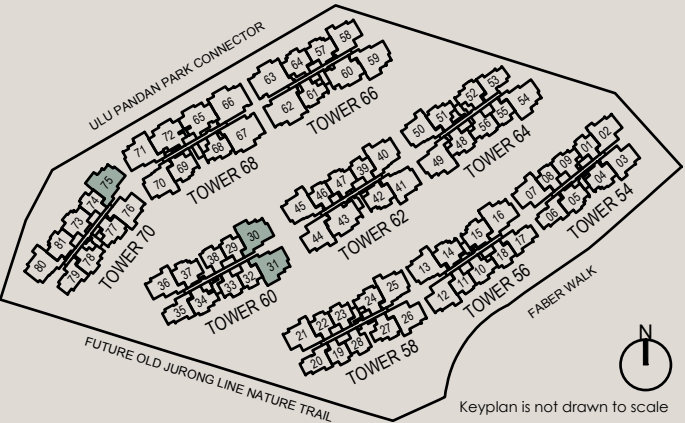
*Mirror Image
- IH - Induction Hob

WD - Washer Dryer

DB - Distribution Board

ST - Store

ALL PLANS ARE SUBJECTED TO AMENDMENTS AS MAY BE APPROVED BY THE RELEVANT AUTHORITIES.
FLOOR AREAS ARE APPROXIMATE MEASUREMENTS AND ARE SUBJECTED TO FINAL SURVEY.



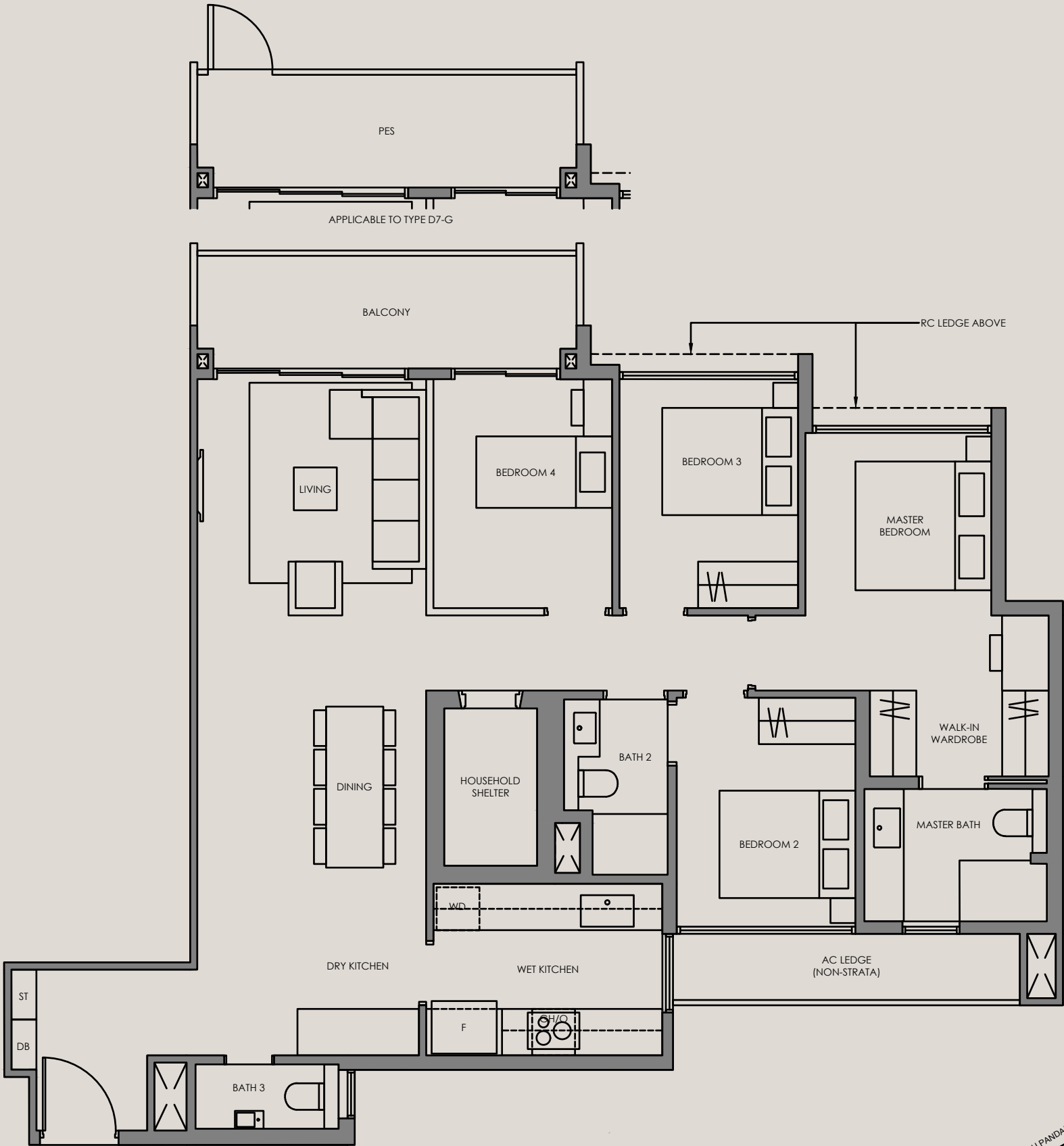
4-Bedroom

Type D7-G 118 SQM / 1270 SQFT
INCLUSIVE OF 9 SQM PES

TOWER	UNIT
64	#01-49
66	#01-59*

Type D7 118 SQM / 1270 SQFT
INCLUSIVE OF 9 SQM BALCONY

TOWER	UNIT
64	#02-49 TO #05-49
66	#02-59* TO #05-59*



Legend (where applicable):

- F - Fridge

P - Pantry

O - Oven

GH - Gas Hob

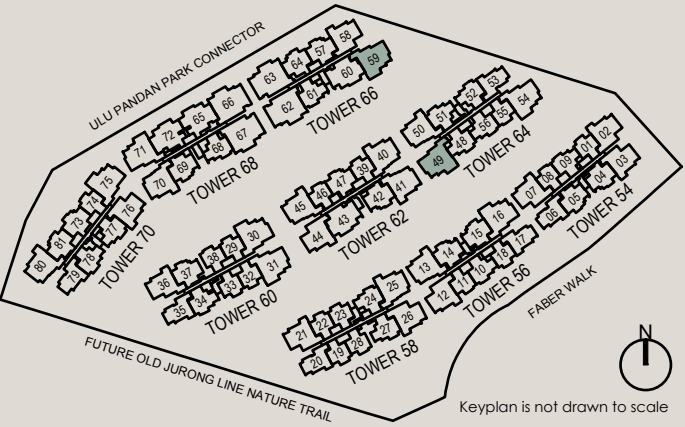
*Mirror Image
- IH - Induction Hob

WD - Washer Dryer

DB - Distribution Board

ST - Store

ALL PLANS ARE SUBJECTED TO AMENDMENTS AS MAY BE APPROVED BY THE RELEVANT AUTHORITIES.
FLOOR AREAS ARE APPROXIMATE MEASUREMENTS AND ARE SUBJECTED TO FINAL SURVEY.



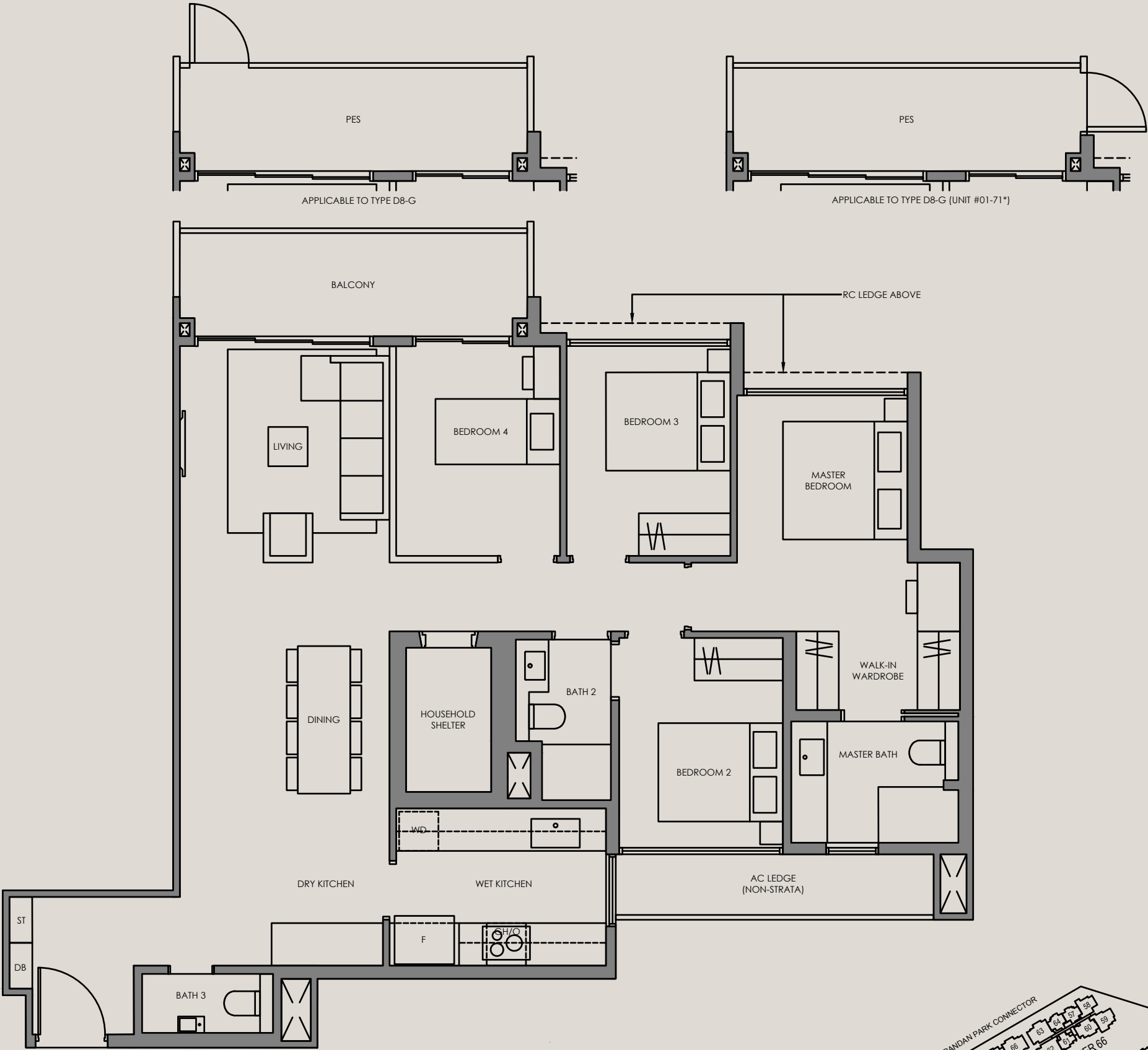
4-Bedroom

Type D8-G 118 SQM / 1270 SQFT
INCLUSIVE OF 9 SQM PES

TOWER	UNIT
56	#01-16
64	#01-54*
68	#01-71*

Type D8 118 SQM / 1270 SQFT
INCLUSIVE OF 9 SQM BALCONY

TOWER	UNIT
56	#02-16 TO #05-16
64	#02-54* TO #05-54*
68	#02-71* TO #05-71*

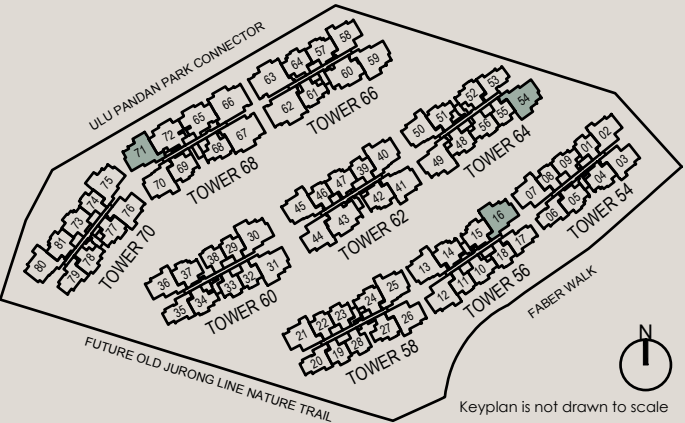


Legend (where applicable):

- F - Fridge
- P - Pantry
- O - Oven
- GH - Gas Hob
- IH - Induction Hob
- WD - Washer Dryer
- DB - Distribution Board
- ST - Store

*Mirror Image

ALL PLANS ARE SUBJECTED TO AMENDMENTS AS MAY BE APPROVED BY THE RELEVANT AUTHORITIES.
FLOOR AREAS ARE APPROXIMATE MEASUREMENTS AND ARE SUBJECTED TO FINAL SURVEY.



5-Bedroom

Type E1-G 138 SQM / 1485 SQFT
INCLUSIVE OF 10 SQM PES

TOWER	UNIT
66	#01-62*
	#01-63
68	#01-66*
	#01-67

Type E1 138 SQM / 1485 SQFT
INCLUSIVE OF 10 SQM BALCONY

TOWER	UNIT
66	#02-62* TO #05-62*
	#02-63 TO #05-63
68	#02-66* TO #05-66*
	#02-67 TO #05-67



Legend (where applicable):

- F - Fridge

P - Pantry

O - Oven

GH - Gas Hob

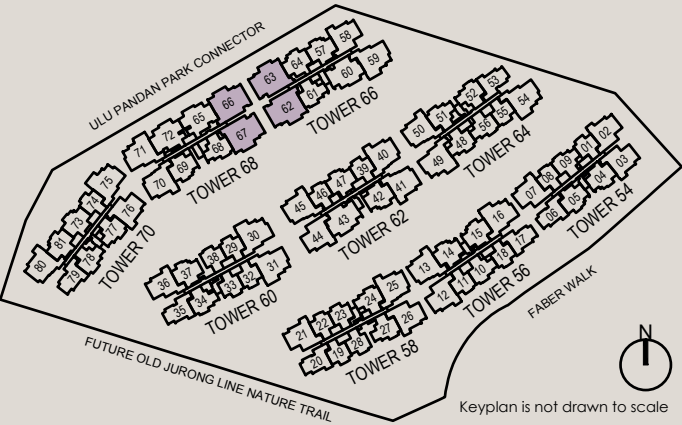
*Mirror Image
- IH - Induction Hob

WD - Washer Dryer

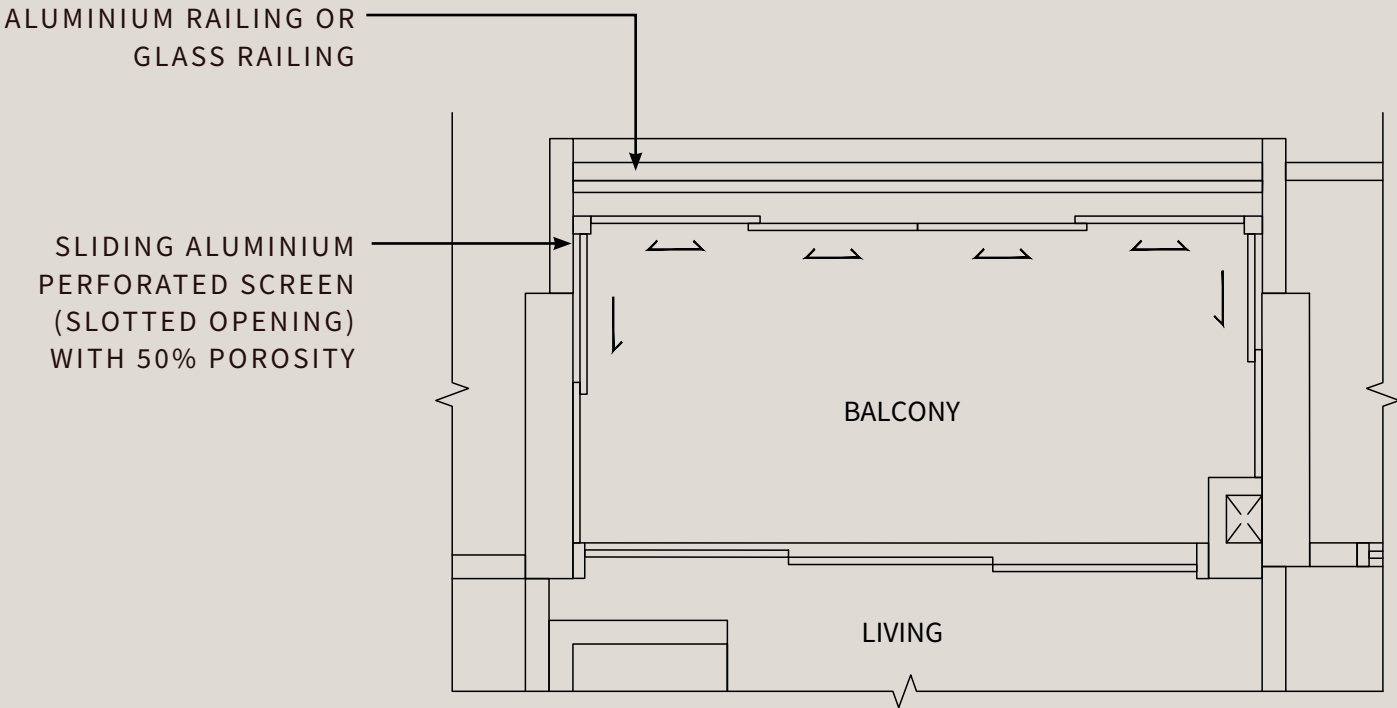
DB - Distribution Board

ST - Store

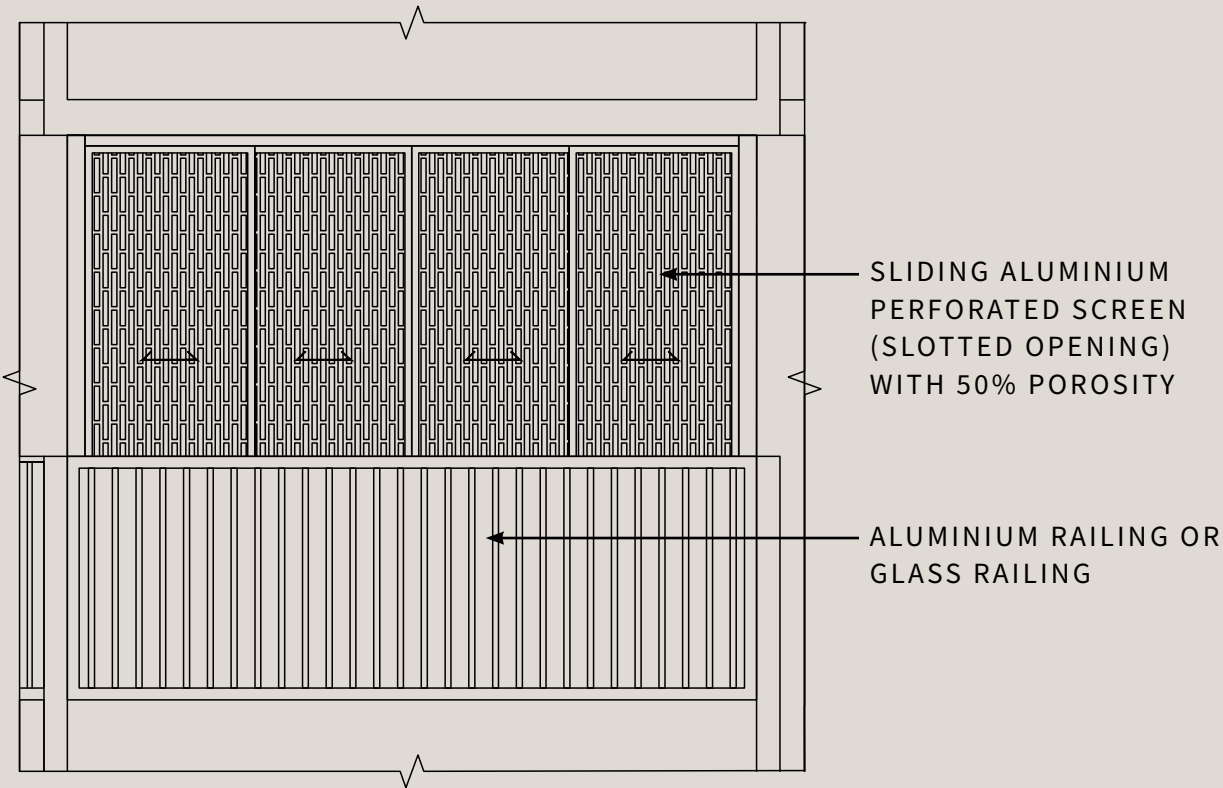
ALL PLANS ARE SUBJECTED TO AMENDMENTS AS MAY BE APPROVED BY THE RELEVANT AUTHORITIES.
FLOOR AREAS ARE APPROXIMATE MEASUREMENTS AND ARE SUBJECTED TO FINAL SURVEY.



APPROVED BALCONY SCREEN



PLAN



ELEVATION

- Note:**
- 1 Approved balcony screen will not be provided and the purchaser to bear the cost for installing the balcony screen
 - 2 The balcony shall not be enclosed unless with the approved balcony screen
 - 3 Number of balcony screen panels varies according to different unit types
 - 4 Hatching pattern is indicative
 - 5 To refer to the approved balcony screen mock-up installed

QUALITY THAT NEVER GOES OUT OF STYLE

Experience the care that goes into even the smallest detail. Expect quality fittings and finishes in every part of your home.





SMART HOME



Smoke detector



Smart digital main
door lockset



Motion sensor for
foyer lighting



Wireless control
of fan coil



Wireless control
of lighting

RAISING THE BAR IN PLACEMAKING



TRANSFORMING THE CITY

GuocoLand's sterling track record of creating distinctive integrated mixed developments and premium residential properties uplifts and transforms not only neighbourhoods, but how people thrive.

Following the flagship success of Guoco Tower, GuocoLand seamlessly connects the micromarkets of City Hall, Marina Centre and Bugis with Guoco Midtown, effortlessly blending urban living, working and entertaining.



Guoco Midtown



Guoco Tower



Artist's Impression of Springleaf Residence

REDEFINING LUXURY

GuocoLand believes your home should not only look good, but make you feel wonderful. Our exceptional residence collection is defined by nature, wellness and generous spaces. Experience contemporary luxury designed with thoughtful detail across our series, which includes Wallich Residence, Martin Modern, Lentor Modern, Lentor Mansion and Springleaf Residence.



Artist's Impression of Lentor Modern



Martin Modern



Name of housing project: Faber Residence • Name of housing developer: Faber Residence Pte. Ltd. (Co. Reg. No. 202452263E) • Licence No. of housing developer: C1529 • Tenure of land: leasehold 99 years commencing on 24 February 2025 • Encumbrances on land: Caveat IJ/952053R and Mortgage IJ/907178R (in escrow) in favour of DBS Bank Ltd. • Location of the housing project: Lot 09584L MK05 at Faber Walk • Expected date of vacant possession: 31/12/2030 • Expected date of legal completion: 31/12/2033

DISCLAIMER: The information and contents in this brochure are current as at the time of production and are provided on an “as is” and “as available” basis and are not to be relied upon as statements or representations of fact, offers or warranties (whether expressly or impliedly) by Faber Residence Pte. Ltd. (the “Developer”, being the developer of Faber Residence) or its agents. While all reasonable care has been taken in preparing this brochure, neither the Developer nor its agents shall be held responsible and/or liable for any damage or loss (whether directly or indirectly) suffered by any person due to any inaccuracies, omissions, errors, the completeness of the information and contents herein or any reliance placed on such information or contents. All renderings, illustrations, pictures, photographs and other graphic representations and references are artist’s impression(s) only and cannot be regarded as representations of fact and may be subject to further changes and deviation as made by the Developer or the Developer’s consultants or as required and/or directed by the relevant authorities. Nothing herein shall form part of an offer or contract or be construed as any representation by the Developer or its agents. The renderings, illustrations, pictures, photographs and other graphic representations and references herein may not be to scale, and any areas and measurements stated herein are approximate and are subject to final survey. Some of the materials, fittings, equipment, finishes, installations and appliances depicted herein may be the subject of interior design treatment which are not provided under the Sale and Purchase Agreement (“SPA”). To the extent any brand, colour and/or model of any materials, fittings, equipment, finishes, installations and appliances depicted herein are provided under the SPA, they shall be subject to the Developer’s and/or the architect’s selection and market availability. The SPA embodies all the terms and conditions between the Developer and the purchaser and supersedes and cancels in all respects all previous representations, warranties, promises, inducements or statements of intention, whether written or oral made by the Developer and/or its agents which are not embodied in the SPA. The Developer reserves any and all copyright, intellectual property, design and other proprietary rights in and to this brochure, including all or any part of the information, artwork or content therein. Nothing herein shall be copied, modified, distributed, reproduced, stored or used, in any manner whatsoever, save with the express written consent of the Developer.